

London to Putney, Hounslow, Richmond, Twickenham and Kingston

Mondays to Fridays

Operator	SW	SW	SW	SW	SW	SW	SW	SW	SW	SW	SW	SW	SW	SW	SW	SW	SW
Days of operation/Notes	A	A	B	WW	B	WH	A	C	D	E	WW	WH	F	B	WM	A	WW
London Waterloo (WAT)	d	0522	0526	0530	0548		0552	0557	0557		0600		0615	0618		0622	0630
Vauxhall (VXH)	d	0526	0530	0534	0552		0556	0601	0601		0604		0619	0622		0626	0634
Queenstown Rd.(Battersea) (QRB)	d	0529		0537			0559				0607					0629	0637
Clapham Junction (CLJ)	d	0506	0532	0536	0540	0558	0602	0607	0607		0610		0625	0628		0632	0640
Wandsworth Town (WNT)	d	0509	0535		0543		0605				0613		0627			0635	0643
Putney (PUT)	d	0512	0538		0546		0608	0611	0611		0616		0630			0638	0646
Barnes (BNS)	d	0515	0542		0551		0612				0621		0635			0642	0651
Barnes Bridge (BNI)	d		0544				0614									0644	
Chiswick (CHK)	d		0547				0617									0647	
Kew Bridge (KWB)	d		0550				0620									0650	
Brentford (BFD)	d		0553				0623									0653	
Syon Lane (SYL)	d		0555				0625									0655	
Isleworth (ISL)	d		0557				0627									0657	
Hounslow (HOU)	d		0602			0628a	0632					0658a			0648	0702	
Mortlake (MTL)	d	0517			0554						0624		0637				0654
North Sheen (NSH)	d	0519			0556						0626		0639				0656
Richmond (RMD)	d	0522		0545	0558	0606		0617	0619		0628		0642	0636	0702a		0658
St Margarets (SMG)	d	0524			0601			0621	0623		0631		0644		0659a		0701
Twickenham (TWI)	d	0527		0549	0603	0610	0615			0627	0633	0647	0651e	0640	0656a		0703
Whitton (WTN)	d	0530				0620				0630		0650			0653a		
Feltham (FEL)	a	0534	0609	0554		0616		0638			0634				0646		0708
Ashford (Surrey) (AFS)	a	0538	0613				0642				0638					0712	
Staines (SNS)	a	0542	0617	0601		0622		0646			0641				0652		0716
Strawberry Hill (STW)	a				0607			0624	0626				0637		0654		0707
Teddington (TED)	a				0610								0640				0710
Hampton Wick (HMW)	a				0614								0644				0714
Kingston (KNG)	a				0616								0646				0716

Operator	SW	SW	SW	SW	SW	SW	SW	SW	SW	SW	SW	SW	SW	SW	SW	SW	SW
Days of operation/Notes	E	WH	F	B	A	WW	E	WH	B	A	WW	E	WM	WH	B	A	WW
London Waterloo (WAT)	d	0633		0645	0648	0652	0700	0703	0715	0718	0722	0730	0733	0737	0745	0748	0752
Vauxhall (VXH)	d	0637		0649	0652	0656	0704	0707	0719	0722	0726	0734	0737	0741	0749	0752	0756
Queenstown Rd.(Battersea) (QRB)	d				0659	0707					0729	0737					0759
Clapham Junction (CLJ)	d	0643		0655	0658	0702	0710	0713	0725	0728	0732	0740	0743	0747	0755	0758	0802
Wandsworth Town (WNT)	d			0657		0705	0713		0727		0735	0743		0749	0757		0805
Putney (PUT)	d	0647		0700		0708	0716	0717	0730		0738	0746	0747	0752	0800		0808
Barnes (BNS)	d			0705		0712	0721		0735		0745f	0751		0757	0805		0815f
Barnes Bridge (BNI)	d					0714					0747			0759			0817
Chiswick (CHK)	d					0717					0749			0802			0819
Kew Bridge (KWB)	d					0720					0752			0805			0822
Brentford (BFD)	d					0723					0755			0808			0825
Syon Lane (SYL)	d					0725					0757			0810			0827
Isleworth (ISL)	d					0727					0759			0812			0829
Hounslow (HOU)	d		0728a			0732			0758a		0802			0819f	0828a		0832
Mortlake (MTL)	d			0707			0724		0737			0754			0807		0824
North Sheen (NSH)	d			0709			0726		0739			0756			0809		0826
Richmond (RMD)	d	0653		0712	0706		0728	0723	0742	0736		0758	0753	0833a	0812	0806	0828
St Margarets (SMG)	d			0714			0731		0744			0801		0830a	0814		0831
Twickenham (TWI)	d	0657	0717	0721e	0710		0733	0727	0747	0741		0803	0757	0827a	0817	0810	0833
Whitton (WTN)	d	0700	0720					0730	0750				0800	0823a	0820		
Feltham (FEL)	a	0704			0716	0738		0734		0746	0808		0804			0816	0838
Ashford (Surrey) (AFS)	a	0708				0742		0738			0812		0808				0842
Staines (SNS)	a	0711			0722	0746		0741		0754	0816		0811			0822	0846
Strawberry Hill (STW)	a			0724			0737					0807					0837
Teddington (TED)	a						0740					0810					0840
Hampton Wick (HMW)	a						0743					0814					0844
Kingston (KNG)	a						0745					0816					0846

For the complete service between Teddington, Kingston and London via Wimbledon see table 161

NOTES (see introductory pages for explanation of train operator codes and standard symbols)

- a Arrival time
d Departure time
e Arrives 5 minutes earlier
f Arrives 4 minutes earlier

- A To Weybridge
B To Reading
C Runs from 27 July. To Shepperton
D Runs until 24 July. To Shepperton
E To Windsor & Eton Riverside
F To Shepperton
WH To London Waterloo via Hounslow
WM To London Waterloo via Mortlake
WW To London Waterloo via Wimbledon

London to Putney, Hounslow, Richmond, Twickenham and Kingston

Mondays to Fridays

Operator	SW	SW	SW	SW	SW	SW	SW	SW	SW	SW	SW	SW	SW	SW	SW	SW	SW
Days of operation/Notes	E	G	H		WH	B	A	WW	E	WM	WH	B	A	WW	E	WM	WH
London Waterloo (WAT)	0803	0807	0807	0813	0815	0818	0822	0830	0833	0837	0845	0848	0852	0900	0903	0907	0915
Vauxhall (VXH)	0807	0811	0811	0817	0819	0822	0826	0834	0837	0841	0849	0852	0856	0904	0907	0911	0920
Queenstown Rd.(Battersea) (QRB)							0829	0837					0859	0907			
Clapham Junction (CLJ)	0813	0817	0817	0823	0825	0828	0832	0840	0843	0847	0855	0858	0902	0910	0913	0917	0925
Wandsworth Town (WNT)		0819	0819		0827		0835	0843		0849	0857		0905	0913		0919	0928
Putney (PUT)	0817	0822	0822	0827	0830		0838	0846	0847	0852	0900		0908	0916	0917	0922	0931
Barnes (BNS)		0827	0829f		0835		0842	0851		0857	0905		0912	0921		0927	0935
Barnes Bridge (BNI)		0829	0831				0844			0859			0914			0929	
Chiswick (CHK)		0832	0834				0847			0901			0917			0932	
Kew Bridge (KWB)		0835	0836				0850			0904			0920			0934	
Brentford (BFD)		0839	0839				0853			0907			0923			0937	
Syon Lane (SYL)		0841	0841				0855			0909			0925			0939	
Isleworth (ISL)		0843	0843				0857			0911			0927			0941	
Hounslow (HOU)		0848	0848		0858a		0902			0918f	0928a		0932			0948f	0958a
Mortlake (MTL)					0837			0854			0907			0924			0937
North Sheen (NSH)					0839			0856			0909			0926			0939
Richmond (RMD)	0823	0903a	0903a	0833	0842	0836		0858	0853	0933a	0912	0906		0928	0923	1003a	0942
St Margarets (SMG)		0900a	0900a		0844			0901		0930a	0914			0931		1000a	0944
Twickenham (TWI)	0827	0858a	0858a	0837	0847	0840		0903	0857	0928a	0917	0910		0933	0927	0956a	0947
Whitton (WTN)	0830	0854a	0854a		0850				0900	0924a	0920			0933	0930	0953a	0950
Feltham (FEL)	0834					0846	0908		0904			0916	0938		0934		
Ashford (Surrey) (AFS)	0838					0912			0908				0942		0938		
Staines (SNS)	0841					0916			0911			0922	0946		0941		
Strawberry Hill (STW)				0842				0907						0937			
Teddington (TED)								0910						0940			
Hampton Wick (HMW)								0914						0944			
Kingston (KNG)								0916						0946			

Operator	SW	SW	SW	SW	SW	SW	SW	SW	SW	SW	SW	SW	SW	SW	SW	SW	SW
Days of operation/Notes	B	A	WW	E	B	A	WW	E	B	A	WW	E	B	FO A	FX A	FO WW	FX WW
London Waterloo (WAT)	0918	0922	0930	0933	0948	0952	1000	1003	1018	1022	1030	1033	1048	1052	1052	1100	1100
Vauxhall (VXH)	0922	0926	0934	0937	0952	0956	1004	1007	1022	1026	1034	1037	1052	1056	1056	1104	1104
Queenstown Rd.(Battersea) (QRB)		0929	0937			0959	1007			1029	1037			1059	1059	1107	1107
Clapham Junction (CLJ)	0928	0932	0940	0943	0958	1002	1010	1013	1028	1032	1040	1043	1058	1102	1102	1110	1110
Wandsworth Town (WNT)		0935	0943			1005	1013			1035	1043			1105	1105g	1113	1113g
Putney (PUT)		0938	0946	0947		1008	1016	1017		1038	1046	1047		1108	1108	1116	1116
Barnes (BNS)		0942	0951			1012	1021			1043	1051			1112	1112	1121	1121
Barnes Bridge (BNI)		0944				1014				1045				1114	1114		
Chiswick (CHK)		0947				1017				1047				1117	1117		
Kew Bridge (KWB)		0950				1020				1050				1120	1120		
Brentford (BFD)		0953				1023				1053				1123	1123		
Syon Lane (SYL)		0955				1025				1055				1125	1125		
Isleworth (ISL)		0957				1027				1057				1127	1127		
Hounslow (HOU)		1002				1032				1102				1132	1132		
Mortlake (MTL)			0954				1024				1054					1124	1124
North Sheen (NSH)			0956				1026				1056					1126	1126
Richmond (RMD)	0936		0958	0953	1006		1028	1023	1036		1058	1053	1106			1128	1128
St Margarets (SMG)			1001				1031				1101					1131	1131
Twickenham (TWI)	0940		1003	0957	1010		1033	1027	1040		1103	1057	1110			1133	1133
Whitton (WTN)				1000				1030				1100					
Feltham (FEL)	0946	1008		1004	1016	1038		1034	1046	1108		1104	1116	1138	1138		
Ashford (Surrey) (AFS)		1012		1008		1042		1038		1112		1108		1142	1142		
Staines (SNS)	0952	1016		1011	1022	1046		1041	1052	1116		1111	1122	1146	1146		
Strawberry Hill (STW)			1007				1037				1107					1137	1137
Teddington (TED)			1010				1040				1110					1140	1140
Hampton Wick (HMW)			1014				1044				1114					1144	1144
Kingston (KNG)			1016				1046				1116					1146	1146

NOTES (see introductory pages for explanation of train operator codes and standard symbols)





a Arrival time
d Departure time
f Arrives 4 minutes earlier
g Calls from 27 July





A To Weybridge
B To Reading
E To Windsor & Eton Riverside
G Runs until 24 July. To London Waterloo via Mortlake
H Runs from 27 July. To London Waterloo via Mortlake
WH To London Waterloo via Hounslow
WM To London Waterloo via Mortlake
WW To London Waterloo via Wimbledon

FO Fridays only
FX Not Fridays

London to Putney, Hounslow, Richmond, Twickenham and Kingston

Mondays to Fridays

Operator Days of operation/Notes	SW E	SW B	SW FO A	SW FX A	SW FO WW	SW FX WW	SW E	SW B	SW FO A	SW FX A	SW FO WW	SW FX WW	SW E	SW B	SW FO A	SW FX A	SW FO WW
London Waterloo (WAT)  d	1103	1118	1122	1122	1130	1130	1133	1148	1152	1152	1200	1200	1203	1218	1222	1222	1230
Vauxhall (VXH)  d	1107	1122	1126	1126	1134	1134	1137	1152	1156	1156	1204	1204	1207	1222	1226	1226	1234
Queenstown Rd.(Battersea) (QRB) d			1129	1129	1137	1137			1159	1159	1207	1207			1229	1229	1237
Clapham Junction (CLJ)  d	1113	1128	1132	1132	1140	1140	1143	1158	1202	1202	1210	1210	1213	1228	1232	1232	1240
Wandsworth Town (WNT) d			1135	1135g	1143	1143g			1205	1205g	1213	1213g			1235	1235g	1243
Putney (PUT) d	1117		1138	1138	1146	1146	1147		1208	1208	1216	1216	1217		1238	1238	1246
Barnes (BNS) d			1142	1142	1151	1151			1212	1212	1221	1221			1242	1242	1251
Barnes Bridge (BNI) d			1144	1144					1214	1214					1244	1244	
Chiswick (CHK) d			1147	1147					1217	1217					1247	1247	
Kew Bridge (KWB) d			1150	1150					1220	1220					1250	1250	
Brentford (BFD) d			1153	1153					1223	1223					1253	1253	
Syon Lane (SYL) d			1155	1155					1225	1225					1255	1255	
Isleworth (ISL) d			1157	1157					1227	1227					1257	1257	
Hounslow (HOU) d			1202	1202					1232	1232					1302	1302	
Mortlake (MTL) d					1154	1154					1224	1224					1254
North Sheen (NSH) d					1156	1156					1226	1226					1256
Richmond (RMD)  d	1123	1136			1158	1158	1153	1206			1228	1228	1223	1236			1258
St Margarets (SMG) d					1201	1201					1231	1231					1301
Twickenham (TWI) d	1127	1140			1203	1203		1210			1233	1233		1240			1303
Whitton (WTN) d	1130						1200						1230				
Feltham (FEL) a	1134	1146	1208	1208			1204	1216	1238	1238			1234	1246	1308	1308	
Ashford (Surrey) (AFS) a	1138		1212	1212			1208		1242	1242			1238		1312	1312	
Staines (SNS) a	1141	1152	1216	1216			1211	1222	1246	1246			1241	1252	1316	1316	
Strawberry Hill (STW) a					1207	1207					1237	1237					1307
Teddington (TED) a					1210	1210					1240	1240					1310
Hampton Wick (HMW) a					1214	1214					1244	1244					1314
Kingston (KNG) a					1216	1216					1246	1246					1316

Operator Days of operation/Notes	SW FX WW	SW E	SW B	SW FO A	SW FX A	SW FO WW	SW FX WW	SW E	SW B	SW FO A	SW FX A	SW FO WW	SW FX WW	SW E	SW B	SW A	SW WW
London Waterloo (WAT)  d	1230	1233	1248	1252	1252	1300	1300	1303	1318	1322	1322	1330	1330	1333	1348	1352	1400
Vauxhall (VXH)  d	1234	1237	1252	1256	1256	1304	1304	1307	1322	1326	1326	1334	1334	1337	1352	1356	1404
Queenstown Rd.(Battersea) (QRB) d	1237			1259	1259	1307	1307			1329	1329	1337	1337			1359	1407
Clapham Junction (CLJ)  d	1240	1243	1258	1302	1302	1310	1310	1313	1328	1332	1332	1340	1340	1343	1358	1402	1415
Wandsworth Town (WNT) d	1243g			1305	1305g	1313	1313g			1335	1335g	1343	1343g			1405	1417
Putney (PUT) d	1246	1247		1308	1308	1316	1316	1317		1338	1338	1346	1346	1347		1408	1420
Barnes (BNS) d	1251			1313	1313	1321	1321			1342	1342	1351	1351			1412	1424
Barnes Bridge (BNI) d				1315	1315					1344	1344					1414	
Chiswick (CHK) d				1318	1318					1347	1347					1417	
Kew Bridge (KWB) d				1321	1321					1350	1350					1420	
Brentford (BFD) d				1324	1324					1353	1353					1423	
Syon Lane (SYL) d				1326	1326					1355	1355					1425	
Isleworth (ISL) d				1328	1328					1357	1357					1427	
Hounslow (HOU) d				1332	1332					1402	1402					1432	
Mortlake (MTL) d	1254					1324	1324					1354	1354				1426
North Sheen (NSH) d	1256					1326	1326					1356	1356				1428
Richmond (RMD)  d	1258	1253	1306			1328	1328	1323	1336			1358	1358	1353	1406		1431
St Margarets (SMG) d	1301					1331	1331					1401	1401				1433
Twickenham (TWI) d	1303	1257	1310			1333	1333	1327	1340			1403	1403	1357	1410		1436
Whitton (WTN) d		1300						1330						1400			
Feltham (FEL) a		1304	1316	1338	1338			1334	1346	1408	1408			1404	1416	1438	
Ashford (Surrey) (AFS) a		1308		1342	1342			1338		1412	1412			1408		1442	
Staines (SNS) a		1311	1323	1346	1346			1341	1352	1416	1416			1411	1422	1447	
Strawberry Hill (STW) a	1307					1337	1337					1407	1407				1439
Teddington (TED) a	1310					1340	1340					1410	1410				1443
Hampton Wick (HMW) a	1314					1344	1344					1414	1414				1446
Kingston (KNG) a	1316					1346	1346					1416	1416				1448

NOTES (see introductory pages for explanation of train operator codes and standard symbols)

a Arrival time
d Departure time
g Calls from 27 July

A To Weybridge
B To Reading
E To Windsor & Eton Riverside
WW To London Waterloo via Wimbledon

FO Fridays only
FX Not Fridays

London to Putney, Hounslow, Richmond, Twickenham and Kingston

Mondays to Fridays

Operator Days of operation/Notes	SW E	SW B	SW A	SW WW	SW E	SW B	SW A	SW WW	SW E	SW WM	SW WH	SW B	SW A	SW WW	SW E	SW WM	SW WH
London Waterloo (WAT)	1403	1418	1422	1430	1433	1448	1452	1500	1503	1507	1515	1518	1522	1530	1533	1537	1545
Vauxhall (VXH)	1407	1422	1426	1434	1437	1452	1456	1504	1507	1511	1519	1522	1526	1534	1537	1541	1549
Queenstown Rd.(Battersea) (QRB)			1429	1437			1459	1507					1529	1537			
Clapham Junction (CLJ)	1413	1428	1432	1440	1443	1458	1502	1510	1513	1517	1525	1528	1532	1540	1543	1547	1555
Wandsworth Town (WNT)			1435	1443			1505	1513		1519	1527		1535	1543		1549	1557
Putney (PUT)	1417		1438	1446	1447		1508	1516	1517	1522	1530		1538	1546	1547	1552	1600
Barnes (BNS)			1442	1451			1512	1521		1527	1535		1542	1551		1557	1605
Barnes Bridge (BNI)			1444				1514			1529			1544			1559	
Chiswick (CHK)			1447				1517			1532			1547			1602	
Kew Bridge (KWB)			1450				1520			1535			1550			1605	
Brentford (BFD)			1453				1523			1538			1553			1608	
Syon Lane (SYL)			1455				1525			1540			1555			1610	
Isleworth (ISL)			1457				1527			1542			1557			1612	
Hounslow (HOU)			1502				1532			1548c	1558a		1602			1618c	1628a
Mortlake (MTL)				1454				1524			1537			1554			1607
North Sheen (NSH)				1456				1526			1539			1556			1609
Richmond (RMD)	1423	1436		1458	1453	1506		1528	1523	1603a	1542	1536		1558	1553	1633a	1612
St Margarets (SMG)				1501				1531		1600a	1544			1601		1630a	1614
Twickenham (TWI)	1427	1440		1503	1457	1510		1533	1527	1556a	1547	1540		1603	1557	1626a	1617
Whitton (WTN)	1430				1500				1530	1553a	1550				1600	1623a	1620
Feltham (FEL)	1434	1446	1508		1504	1516	1538		1534			1546	1608		1604		
Ashford (Surrey) (AFS)	1438		1512		1508		1542		1538				1612		1608		
Staines (SNS)	1442	1452	1516		1511	1522	1546		1541			1552	1616		1611		
Strawberry Hill (STW)				1507				1537							1607		
Teddington (TED)				1510				1540							1610		
Hampton Wick (HMW)				1514				1544							1614		
Kingston (KNG)				1516				1546							1616		

Operator Days of operation/Notes	SW B	SW A	SW WW	SW E	SW WM	SW WH	SW B	SW A	SW WW	SW E	SW WM	SW WH	SW B	SW A	SW WW	SW E	SW WM
London Waterloo (WAT)	1548	1552	1600	1603	1607	1615	1618	1622	1630	1633	1637	1645	1648	1652	1700	1703	1707
Vauxhall (VXH)	1552	1556	1604	1607	1611	1619	1622	1626	1634	1637	1641	1649	1652	1656	1704	1707	1711
Queenstown Rd.(Battersea) (QRB)		1559	1607					1629	1637					1659	1707		
Clapham Junction (CLJ)	1558	1602	1610	1613	1617	1625	1628	1632	1640	1643	1647	1655	1658	1702	1710	1713	1717
Wandsworth Town (WNT)		1605	1613		1619	1627		1635	1643		1649	1657		1705	1713		1719
Putney (PUT)		1608	1616	1617	1622	1630		1638	1646	1647	1652	1700		1708	1716	1717	1722
Barnes (BNS)		1612	1621		1627	1635		1642	1651		1657	1705		1712	1721		1727
Barnes Bridge (BNI)		1614			1629			1644			1659			1714			1729
Chiswick (CHK)		1617			1632			1647			1702			1717			1732
Kew Bridge (KWB)		1620			1635			1650			1705			1720			1735
Brentford (BFD)		1623			1638			1653			1708			1723			1738
Syon Lane (SYL)		1625			1640			1655			1710			1725			1740
Isleworth (ISL)		1627			1642			1657			1712			1727			1742
Hounslow (HOU)		1632			1648c	1658a		1702			1718c	1728a		1732			1748c
Mortlake (MTL)			1624			1637			1654			1707			1724		
North Sheen (NSH)			1626			1639			1656			1709			1726		
Richmond (RMD)	1606		1628	1623	1703a	1642	1636		1658	1653	1733a	1712	1706		1728	1723	1803a
St Margarets (SMG)			1631		1700a	1644			1701		1730a	1714			1731		1800a
Twickenham (TWI)	1610		1633	1627	1656a	1647	1640		1703	1657	1726a	1717	1710		1733	1727	1756a
Whitton (WTN)				1630	1653a	1650				1700	1723a	1720				1730	1753a
Feltham (FEL)	1616	1638		1634			1646	1708		1704			1716	1738		1734	
Ashford (Surrey) (AFS)		1642		1638				1712		1708				1742		1738	
Staines (SNS)	1623	1646		1641			1652	1716		1711			1722	1746		1741	
Strawberry Hill (STW)			1637						1707						1737		
Teddington (TED)			1640						1710						1740		
Hampton Wick (HMW)			1644						1714						1744		
Kingston (KNG)			1646						1716						1746		

NOTES (see introductory pages for explanation of train operator codes and standard symbols)

- a Arrival time
d Departure time
c Arrives 3 minutes earlier

- A To Weybridge
B To Reading
E To Windsor & Eton Riverside
WH To London Waterloo via Hounslow
WM To London Waterloo via Mortlake
WW To London Waterloo via Wimbledon

London to Putney, Hounslow, Richmond, Twickenham and Kingston

Mondays to Fridays

Operator Days of operation/Notes	SW J	SW WH	SW B	SW A	SW WW	SW E	SW WM	SW F	SW WH	SW B	SW A	SW WW	SW E	SW K	SW J	SW WH	SW B
London Waterloo (WAT)	1713	1715	1718	1722	1730	1733	1737	1743	1745	1748	1752	1800	1803	1807	1813	1815	1818
Vauxhall (VXH)	1717	1719	1722	1726	1734	1737	1741	1747	1749	1752	1756	1804	1807	1811	1817	1819	1822
Queenstown Rd.(Battersea) (QRB)				1729	1737						1759	1807					
Clapham Junction (CLJ)	1723	1725	1728	1732	1740	1743	1747	1753	1755	1758	1802	1810	1813	1817	1823	1825	1828
Wandsworth Town (WNT)		1727		1735	1743		1749		1757		1805	1813		1819		1827	
Putney (PUT)	1727	1730		1738	1746	1747	1752	1757	1800		1808	1816	1817	1822	1827	1830	
Barnes (BNS)		1735		1742	1751		1757		1805		1812	1821		1827		1835	
Barnes Bridge (BNI)				1744			1759				1814			1829			
Chiswick (CHK)				1747			1802				1817			1832			
Kew Bridge (KWB)				1750			1805				1820			1835			
Brentford (BFD)				1753			1808				1823			1838			
Syon Lane (SYL)				1755			1810				1825			1840			
Isleworth (ISL)				1757			1812				1827			1842			
Hounslow (HOU)		1758a		1802			1818c		1828a		1832			1848c		1900a	
Mortlake (MTL)		1737			1754				1807			1824				1837	
North Sheen (NSH)		1739			1756				1809			1826				1839	
Richmond (RMD)	1733	1742	1737		1758	1753	1833a	1803	1812	1806		1828	1823		1833	1842	1837
St Margarets (SMG)		1744			1801		1830a		1814			1831				1844	
Twickenham (TWI)	1737	1747	1741		1803	1757	1826a	1807	1817	1810		1833	1827	1858a	1837	1847	1841
Whitton (WTN)		1750			1800	1823a			1820				1830	1853a		1850	
Feltham (FEL)	1742		1746	1808		1804				1816	1838		1834		1842		1846
Ashford (Surrey) (AFS)	1747			1812		1808					1842		1838		1847		
Staines (SNS)	1750		1754	1816		1811				1822	1846		1841		1850		1854
Strawberry Hill (STW)					1807			1810				1837					
Teddington (TED)					1810							1840					
Hampton Wick (HMW)					1814							1844					
Kingston (KNG)					1816							1846					

Operator Days of operation/Notes	SW A	SW WW	SW E	SW K	SW F	SW L	SW B	SW A	SW WW	SW E	SW K	SW B	SW A	SW WW	SW E	SW	SW B
London Waterloo (WAT)	1822	1830	1833	1837	1843	1845	1848	1852	1900	1903	1907	1918	1922	1930	1933	1937	1948
Vauxhall (VXH)	1826	1834	1837	1841	1847	1849	1852	1856	1904	1907	1911	1922	1926	1934	1937	1941	1952
Queenstown Rd.(Battersea) (QRB)		1829	1837					1859	1907				1929	1937			
Clapham Junction (CLJ)	1832	1840	1843	1847	1853	1855	1858	1902	1910	1913	1917	1928	1932	1940	1943	1947	1958
Wandsworth Town (WNT)		1835	1843	1849		1857		1905	1913		1919		1935	1943		1949	
Putney (PUT)	1838	1846	1847	1852	1857	1900		1908	1916	1917	1922		1938	1946	1947	1952	
Barnes (BNS)		1842	1851	1857		1905		1912	1921		1927		1942	1951		1957	
Barnes Bridge (BNI)	1844			1859				1914			1929		1944			1959	
Chiswick (CHK)	1847			1902				1917			1932		1947			2002	
Kew Bridge (KWB)	1850			1905				1920			1935		1950			2005	
Brentford (BFD)	1853			1908				1923			1938		1953			2008	
Syon Lane (SYL)	1855			1910				1925			1940		1955			2010	
Isleworth (ISL)	1857			1912				1927			1942		1957			2012	
Hounslow (HOU)	1902			1918c		1926a		1932			1948c		2002			2015a	
Mortlake (MTL)		1854				1907			1924					1954			
North Sheen (NSH)		1856				1909			1926					1956			
Richmond (RMD)	1858	1853			1903	1912	1906		1928	1923		1936		1958	1953		2006
St Margarets (SMG)		1901				1914			1931					2001			
Twickenham (TWI)		1903	1857	1928a	1907	1917	1910		1933	1927	1956a	1940		2003	1957		2010
Whitton (WTN)			1900	1923a		1920				1930	1953a				2000		
Feltham (FEL)	1908		1904				1916	1938		1934		1947	2008		2004		2016
Ashford (Surrey) (AFS)	1912		1908					1942		1938			2012		2008		
Staines (SNS)	1916		1911				1922	1946		1941		1955	2016		2011		2022
Strawberry Hill (STW)		1907			1910				1937					2007			
Teddington (TED)		1910							1940					2010			
Hampton Wick (HMW)		1914							1944					2014			
Kingston (KNG)		1916							1946					2016			





NOTES (see introductory pages for explanation of train operator codes and standard symbols)





- a Arrival time
d Departure time
c Arrives 3 minutes earlier

- A To Weybridge
B To Reading
E To Windsor & Eton Riverside
F To Shepperton
J To Aldershot
K To Twickenham
L To Hounslow
WH To London Waterloo via Hounslow
WM To London Waterloo via Mortlake
WW To London Waterloo via Wimbledon

London to Putney, Hounslow, Richmond, Twickenham and Kingston

Mondays to Fridays

Operator Days of operation/Notes	SW A	SW WW	SW E	SW B	SW A	SW WW	SW E	SW B	SW A	SW WW	SW E	SW B	SW A	SW WW	SW E	SW B	SW A	
London Waterloo (WAT) 	15 d	1952	2000	2003	2018	2022	2030	2033	2048	2052	2100	2103	2118	2122	2130	2133	2148	2152
Vauxhall (VXH) 	d	1956	2004	2007	2022	2026	2034	2037	2052	2056	2104	2107	2122	2126	2134	2137	2152	2156
Queenstown Rd.(Battersea) (QRB)	d	1959	2007			2029	2037			2059	2107			2129	2137		2159	
Clapham Junction (CLJ) 	d	2002	2010	2013	2028	2032	2040	2043	2058	2102	2110	2113	2128	2132	2140	2143	2158	2202
Wandsworth Town (WNT)	d	2005	2013			2035	2043			2105	2113			2135	2143			2205
Putney (PUT)	d	2008	2016	2017		2038	2046	2047		2108	2116	2117		2138	2146	2147		2208
Barnes (BNS)	d	2012	2021			2042	2051			2112	2121			2142	2151			2212
Barnes Bridge (BNI)	d	2014				2044				2114				2144				2214
Chiswick (CHK)	d	2017				2047				2117				2147				2217
Kew Bridge (KWB)	d	2020				2050				2120				2150				2220
Brentford (BFD)	d	2023				2053				2123				2153				2223
Syon Lane (SYL)	d	2025				2055				2125				2155				2225
Isleworth (ISL)	d	2027				2057				2127				2157				2227
Hounslow (HOU)	d	2032				2102				2132				2202				2232
Mortlake (MTL)	d		2024				2054				2124				2154			
North Sheen (NSH)	d		2026				2056				2126				2156			
Richmond (RMD) 	d		2028	2023	2036		2058	2053	2106		2128	2123	2136		2158	2153	2206	
St Margarets (SMG)	d		2031				2101				2131				2201			
Twickenham (TWI)	d		2033	2027	2040		2103	2057	2110		2133	2127	2140		2203	2157	2210	
Whitton (WTN)	d			2030				2100				2130				2200		
Feltham (FEL)	a	2038		2034	2046	2108		2104	2116	2138		2134	2146	2208		2204	2216	2238
Ashford (Surrey) (AFS)	a	2042		2038		2112		2108		2142		2138		2212		2208		2242
Staines (SNS)	a	2046		2041	2052	2116		2111	2122	2146		2141	2153	2216		2211	2223	2246
Strawberry Hill (STW)	a		2037				2107				2137				2207			
Teddington (TED)	a		2040				2110				2140				2210			
Hampton Wick (HMW)	a		2044				2114				2144				2214			
Kingston (KNG)	a		2046				2116				2146				2216			

Operator Days of operation/Notes	SW WW	SW E	SW B	SW A	SW WW	SW E	SW M	SW	SW WW	SW E	SW B	SW N	SW P	SW E	SW B	SW	SW TSM
London Waterloo (WAT)  15 d	2200	2203	2218	2222	2230	2233	2248	2252	2300	2303	2318	2322	2330	2333	2348	2352	0001
Vauxhall (VXH)  d	2204	2207	2222	2226	2234	2237	2252	2256	2304	2307	2322	2326	2334	2337	2352	2356	0005
Queenstown Rd.(Battersea) (QRB) d	2207			2229	2237			2259	2307			2329	2337			2359	0008
Clapham Junction (CLJ)  d	2210	2213	2228	2232	2240	2243	2258	2302	2310	2313	2328	2332	2340	2343	2358	0002	0011
Wandsworth Town (WNT) d	2213			2235	2243			2305	2313			2335	2343			0005	0014
Putney (PUT) d	2216	2217		2238	2246	2247		2308	2316	2317		2338	2346	2347		0008	0017
Barnes (BNS) d	2221			2242	2251			2312	2321			2342	2352c			0012	0022
Barnes Bridge (BNI) d				2244				2314				2344				0014	
Chiswick (CHK) d				2247				2317				2347				0017	
Kew Bridge (KWB) d				2250				2320				2350				0020	
Brentford (BFD) d				2253				2323				2353				0023	
Syon Lane (SYL) d				2255				2325				2355				0025	
Isleworth (ISL) d				2257				2327				2357				0027	
Hounslow (HOU) d				2302				2332				0002c				0030a	
Mortlake (MTL) d	2224				2254				2324				2354				0025
North Sheen (NSH) d	2226				2256				2326				2356				0027
Richmond (RMD)  d	2228	2223	2236		2258	2253	2306		2328	2323	2336		2359	2353	0006		0029
St Margarets (SMG) d	2231				2301				2331				0001				0032
Twickenham (TWI) d	2233	2227	2240		2303	2257	2310		2333	2327	2340		0004	2357	0010		0034
Whitton (WTN) d		2230				2300				2330				2359			
Feltham (FEL) a		2234	2246	2308		2304	2316	2338		2334	2346	0008		0004	0016		
Ashford (Surrey) (AFS) a		2238		2312		2308		2342		2338		0012		0008			
Staines (SNS) a		2241	2252	2316		2311	2322	2346		2341	2352	0016		0011	0022		
Strawberry Hill (STW) a	2237				2307				2337				0007				0038
Teddington (TED) a	2240				2310				2340				0011				
Hampton Wick (HMW) a	2244				2314				2344				0013				
Kingston (KNG) a	2246				2316				2346				0015				

NOTES (see introductory pages for explanation of train operator codes and standard symbols)






- a Arrival time
d Departure time
c Arrives 3 minutes earlier

- A To Weybridge
B To Reading
E To Windsor & Eton Riverside
M To Wokingham
N To Woking
P To Kingston on Mondays to Thursdays. To London Waterloo via Wimbledon on Fridays
WW To London Waterloo via Wimbledon

TSM Tuesday to Saturday mornings

London to Putney, Hounslow, Richmond, Twickenham and Kingston

Mondays to Fridays

Operator	SW	SW	SW	SW	SW
Days of operation/Notes	TSM Q	SM B	SM	SM	SM
London Waterloo (WAT)   d	0003	0018	0022	0033	0036
Vauxhall (VXH)  d	0008	0022	0026	0037	0040
Queenstown Rd.(Battersea) (QRB) d			0029		0043
Clapham Junction (CLJ)  d	0014	0028	0032	0043	0046
Wandsworth Town (WNT) d			0035		0049
Putney (PUT) d	0018		0038	0047	0052
Barnes (BNS) d			0041		0055
Barnes Bridge (BNI) d			0043		
Chiswick (CHK) d			0046		
Kew Bridge (KWB) d			0049		
Brentford (BFD) d			0052		
Syon Lane (SYL) d			0054		
Isleworth (ISL) d			0056		
Hounslow (HOU) d			0059a		
Mortlake (MTL) d					0057
North Sheen (NSH) d					0059
Richmond (RMD)  d	0024	0036		0053	0102
St Margarets (SMG) d					0104
Twickenham (TWI) d	0028	0040		0057	0107
Whitton (WTN) d	0031			0100	
Feltham (FEL) a	0035	0046		0104	
Ashford (Surrey) (AFS) a	0039			0108	
Staines (SNS) a	0043	0053		0112	
Strawberry Hill (STW) a					0110s
Teddington (TED) a					0114s
Hampton Wick (HMW) a					0116s
Kingston (KNG) a					0122

NOTES (see introductory pages for explanation of train operator codes and standard symbols)

a Arrival time
d Departure time
s Stops to set down only

B To Reading
Q To Staines on Mondays to Thursdays. To Windsor & Eton Riverside on Fridays.

SM Saturday mornings
TSM Tuesday to Saturday mornings

London to Putney, Hounslow, Richmond, Twickenham and Kingston

Saturdays

Operator Days of operation/Notes	SW A	SW WH	SW A	SW B	SW WW	SW B	SW C	SW A	SW WW	SW B	SW A	SW WW	SW C	SW B	SW A	SW WW
London Waterloo (WAT)	15 d		0522	0526	0530	0548		0552	0600	0618	0622	0630	0633	0648	0652	0700
Vauxhall (VXH)	15 d		0526	0530	0534	0552		0556	0604	0622	0626	0634	0637	0652	0656	0704
Queenstown Rd.(Battersea) (QRB)	15 d		0529		0537			0559	0607		0629	0637			0659	0707
Clapham Junction (CLJ)	10 d	0511	0532	0536	0540	0558		0602	0610	0628	0632	0640	0643	0658	0702	0710
Wandsworth Town (WNT)	d	0514	0535		0543			0605	0613		0635	0643			0705	0713
Putney (PUT)	d	0517	0538		0546			0608	0616		0638	0646	0647		0708	0716
Barnes (BNS)	d	0520	0542		0551			0612	0621		0642	0651			0712	0721
Barnes Bridge (BNI)	d		0544					0614			0644				0714	
Chiswick (CHK)	d		0547					0617			0647				0717	
Kew Bridge (KWB)	d		0550					0620			0650				0720	
Brentford (BFD)	d		0553					0623			0653				0723	
Syon Lane (SYL)	d		0555					0625			0655				0725	
Isleworth (ISL)	d		0557					0627			0657				0727	
Hounslow (HOU)	d	0546a	0602					0632			0702				0732	
Mortlake (MTL)	d	0522			0554				0624			0654				0724
North Sheen (NSH)	d	0524			0556				0626			0656				0726
Richmond (RMD)	15 d	0527		0544	0558	0606			0628	0636		0658	0653	0706		0728
St Margarets (SMG)	d	0529			0601				0631			0701				0731
Twickenham (TWI)	d	0532	0539	0548	0603	0610	0627		0633	0640		0703	0657	0710		0733
Whitton (WTN)	d	0535	0542				0630						0700			
Feltham (FEL)	a	0539	0607	0554		0616	0634	0638		0646	0708		0704	0716	0738	
Ashford (Surrey) (AFS)	a	0543	0612				0638	0642			0712		0708		0742	
Staines (SNS)	a	0547	0615	0600		0622	0641	0646		0652	0716		0711	0722	0746	
Strawberry Hill (STW)	a				0607				0637			0707				0737
Teddington (TED)	a				0610				0640			0710				0740
Hampton Wick (HMW)	a				0614				0644			0714				0744
Kingston (KNG)	a				0616				0646			0716				0746

Operator Days of operation/Notes	SW C	SW B	SW A	SW WW	SW C	SW B	SW A	SW WW	SW C	SW B	SW A	SW WW	SW C	SW B	SW D	SW E
London Waterloo (WAT)	15 d	0703	0718	0722	0730	0733	0748	0752	0800	0803	0818	0822	0830	0833	0848	0852
Vauxhall (VXH)	15 d	0707	0722	0726	0734	0737	0752	0756	0804	0807	0822	0826	0834	0837	0852	0856
Queenstown Rd.(Battersea) (QRB)	15 d			0729	0737			0759	0807			0829	0837			0859
Clapham Junction (CLJ)	10 d	0713	0728	0732	0740	0743	0758	0802	0810	0813	0828	0832	0840	0843	0858	0902
Wandsworth Town (WNT)	d			0735	0743			0805	0813			0835	0843			0905
Putney (PUT)	d	0717		0738	0746	0747		0808	0816	0817		0838	0846	0847		0908
Barnes (BNS)	d			0742	0751			0812	0821			0842	0851			0912
Barnes Bridge (BNI)	d			0744				0814				0844				0914
Chiswick (CHK)	d			0747				0817				0847				0917
Kew Bridge (KWB)	d			0750				0820				0850				0920
Brentford (BFD)	d			0753				0823				0853				0923
Syon Lane (SYL)	d			0755				0825				0855				0925
Isleworth (ISL)	d			0757				0827				0857				0927
Hounslow (HOU)	d			0802				0832				0902				0932
Mortlake (MTL)	d			0754				0824				0854				
North Sheen (NSH)	d			0756				0826				0856				
Richmond (RMD)	15 d	0723	0736	0758	0753	0806		0828	0823	0836		0858	0853	0906		
St Margarets (SMG)	d			0801				0831				0901				
Twickenham (TWI)	d	0727	0740	0803	0757	0810		0833	0827	0840		0903	0857	0910		
Whitton (WTN)	d	0730			0800			0830				0900				
Feltham (FEL)	a	0734	0746	0808		0804	0816	0838		0834	0846	0908		0904	0916	0938
Ashford (Surrey) (AFS)	a	0738		0812		0808		0842		0838		0912		0908		0942
Staines (SNS)	a	0741	0753	0816		0811	0822	0846		0841	0852	0916		0911	0922	0946
Strawberry Hill (STW)	a			0807				0837				0907				
Teddington (TED)	a			0810				0840				0910				
Hampton Wick (HMW)	a			0814				0844				0914				
Kingston (KNG)	a			0816				0846				0916				





NOTES (see introductory pages for explanation of train operator codes and standard symbols)





a Arrival time
d Departure time
e Arrives 4 minutes earlier

A To Weybridge
B To Reading
C To Windsor & Eton Riverside
D Runs until 25 July. To Weybridge
E Runs from 1 August. To Weybridge
WH To London Waterloo via Hounslow
WW To London Waterloo via Wimbledon

London to Putney, Hounslow, Richmond, Twickenham and Kingston

Saturdays

Operator Days of operation/Notes	SW WW	SW C	SW B	SW A	SW WW	SW C	SW B	SW A	SW WW	SW C	SW B	SW A	SW WW	SW C	SW B	SW A
London Waterloo (WAT)  d	0900	0903	0918	0922	0930	0933	0948	0952	1000	1003	1018	1022	1030	1033	1048	1052
Vauxhall (VXH)  d	0904	0907	0922	0926	0934	0937	0952	0956	1004	1007	1022	1026	1034	1037	1052	1056
Queenstown Rd.(Battersea) (QRB) d	0907			0929	0937			0959	1007			1029	1037			1059
Clapham Junction (CLJ)  d	0910	0913	0928	0932	0940	0943	0958	1002	1010	1013	1028	1032	1040	1043	1058	1102
Wandsworth Town (WNT) d	0913			0935	0943			1005	1013			1035	1043			1105
Putney (PUT) d	0916	0917		0938	0946	0947		1008	1016	1017		1038	1046	1047		1108
Barnes (BNS) d	0921			0942	0951			1012	1021			1042	1051			1112
Barnes Bridge (BNI) d				0944				1014				1044				1114
Chiswick (CHK) d				0947				1017				1047				1117
Kew Bridge (KWB) d				0950				1020				1050				1120
Brentford (BFD) d				0953				1023				1053				1123
Syon Lane (SYL) d				0955				1025				1055				1125
Isleworth (ISL) d				0957				1027				1057				1127
Hounslow (HOU) d				1002				1032				1102				1132
Mortlake (MTL) d	0924				0954				1024				1054			
North Sheen (NSH) d	0926				0956				1026				1056			
Richmond (RMD)  d	0928	0923	0936		0958	0953	1006		1028	1023	1036		1058	1053	1106	
St Margarets (SMG) d	0931				1001				1031				1101			
Twickenham (TWI) d	0933	0927	0940		1003	0957	1010		1033	1027	1040		1103	1057	1110	
Whitton (WTN) d		0930				1000				1030				1100		
Feltham (FEL) a		0934	0946	1008		1004	1016	1038		1034	1046	1108		1104	1116	1138
Ashford (Surrey) (AFS) a		0938		1012		1008		1042		1038		1112		1108		1142
Staines (SNS) a		0941	0952	1016		1011	1022	1046		1041	1052	1116		1111	1122	1146
Strawberry Hill (STW) a	0937				1007				1037				1107			
Teddington (TED) a	0940				1010				1040				1110			
Hampton Wick (HMW) a	0944				1014				1044				1114			
Kingston (KNG) a	0946				1016				1046				1116			

Operator Days of operation/Notes	SW WW	SW C	SW B	SW A	SW WW	SW C	SW B	SW A	SW WW	SW C	SW B	SW A	SW WW	SW C	SW B	SW A
London Waterloo (WAT)  d	1100	1103	1118	1122	1130	1133	1148	1152	1200	1203	1218	1222	1230	1233	1248	1252
Vauxhall (VXH)  d	1104	1107	1122	1126	1134	1137	1152	1156	1204	1207	1222	1226	1234	1237	1252	1256
Queenstown Rd.(Battersea) (QRB) d	1107			1129	1137			1159	1207			1229	1237			1259
Clapham Junction (CLJ)  d	1110	1113	1128	1132	1140	1143	1158	1202	1210	1213	1228	1232	1240	1243	1258	1302
Wandsworth Town (WNT) d	1113			1135	1143			1205	1213			1235	1243			1305
Putney (PUT) d	1116	1117		1138	1146	1147		1208	1216	1217		1238	1246	1247		1308
Barnes (BNS) d	1121			1142	1151			1212	1221			1242	1251			1312
Barnes Bridge (BNI) d				1144				1214				1244				1314
Chiswick (CHK) d				1147				1217				1247				1317
Kew Bridge (KWB) d				1150				1220				1250				1320
Brentford (BFD) d				1153				1223				1253				1323
Syon Lane (SYL) d				1155				1225				1255				1325
Isleworth (ISL) d				1157				1227				1257				1327
Hounslow (HOU) d				1202				1232				1302				1332
Mortlake (MTL) d	1124				1154				1224				1254			
North Sheen (NSH) d	1126				1156				1226				1256			
Richmond (RMD)  d	1128	1123	1136		1158	1153	1206		1228	1223	1236		1258	1253	1306	
St Margarets (SMG) d	1131				1201				1231				1301			
Twickenham (TWI) d	1133	1127	1140		1203	1157	1210		1233	1227	1240		1303	1257	1310	
Whitton (WTN) d		1130				1200				1230				1300		
Feltham (FEL) a		1134	1146	1208		1204	1216	1238		1234	1246	1308		1304	1316	1338
Ashford (Surrey) (AFS) a		1138		1212		1208		1242		1238		1312		1308		1342
Staines (SNS) a		1141	1152	1216		1211	1222	1246		1241	1253	1316		1311	1322	1346
Strawberry Hill (STW) a	1137				1207				1237				1307			
Teddington (TED) a	1140				1210				1240				1310			
Hampton Wick (HMW) a	1144				1214				1244				1314			
Kingston (KNG) a	1146				1216				1246				1316			




NOTES (see introductory pages for explanation of train operator codes and standard symbols)




a Arrival time
d Departure time

A To Weybridge
B To Reading
C To Windsor & Eton Riverside
WW To London Waterloo via Wimbledon

London to Putney, Hounslow, Richmond, Twickenham and Kingston

Saturdays

Operator Days of operation/Notes	SW WW	SW C	SW B	SW A	SW WW	SW C	SW B	SW A	SW WW	SW C	SW B	SW A	SW WW	SW C	SW B	SW A
London Waterloo (WAT)  15 d	1300	1303	1318	1322	1330	1333	1348	1352	1400	1403	1418	1422	1430	1433	1448	1452
Vauxhall (VXH)  d	1304	1307	1322	1326	1334	1337	1352	1356	1404	1407	1422	1426	1434	1437	1452	1456
Queenstown Rd.(Battersea) (QRB) d	1307			1329	1337			1359	1407			1429	1437			1459
Clapham Junction (CLJ) 10 d	1310	1313	1328	1332	1340	1343	1358	1402	1413	1413	1428	1432	1440	1443	1458	1502
Wandsworth Town (WNT) d	1313			1335	1343			1405	1415			1435	1443			1505
Putney (PUT) d	1316	1317		1338	1346	1347		1408	1418	1417		1438	1446	1447		1508
Barnes (BNS) d	1321			1342	1351			1412	1421			1442	1451			1512
Barnes Bridge (BNI) d				1344				1414				1444				1514
Chiswick (CHK) d				1347				1417				1447				1517
Kew Bridge (KWB) d				1350				1420				1450				1520
Brentford (BFD) d				1353				1423				1453				1523
Syon Lane (SYL) d				1355				1425				1455				1525
Isleworth (ISL) d				1357				1427				1457				1527
Hounslow (HOU) d				1402				1432				1502				1532
Mortlake (MTL) d	1324				1354				1424				1454			
North Sheen (NSH) d	1326				1356				1426				1456			
Richmond (RMD)  d	1328	1323	1336		1358	1353	1406		1428	1423	1436		1458	1453	1506	
St Margarets (SMG) d	1331				1401				1431				1501			
Twickenham (TWI) d	1333	1327	1340		1403	1357	1410		1433	1427	1440		1503	1457	1510	
Whitton (WTN) d		1330				1400				1430				1500		
Feltham (FEL) a		1334	1346	1408		1404	1416	1438		1434	1446	1508		1504	1516	1538
Ashford (Surrey) (AFS) a		1338		1412		1408		1442		1438		1512		1508		1542
Staines (SNS) a		1341	1352	1416		1411	1422	1446		1441	1452	1516		1511	1522	1546
Strawberry Hill (STW) a	1337				1407				1437				1507			
Teddington (TED) a	1340				1410				1440				1510			
Hampton Wick (HMW) a	1344				1414				1444				1514			
Kingston (KNG) a	1346				1416				1446				1516			

Operator Days of operation/Notes	SW WW	SW C	SW B	SW A	SW WW	SW C	SW B	SW A	SW WW	SW C	SW B	SW A	SW WW	SW C	SW B	SW A
London Waterloo (WAT)  15 d	1500	1503	1518	1522	1530	1533	1548	1552	1600	1603	1618	1622	1630	1633	1648	1652
Vauxhall (VXH)  d	1504	1507	1522	1526	1534	1537	1552	1556	1604	1607	1622	1626	1634	1637	1652	1656
Queenstown Rd.(Battersea) (QRB) d	1507			1529	1537			1559	1607			1629	1637			1659
Clapham Junction (CLJ) 10 d	1510	1513	1528	1532	1540	1543	1558	1602	1610	1613	1628	1632	1640	1643	1658	1702
Wandsworth Town (WNT) d	1513			1535	1543			1605	1613			1635	1643			1705
Putney (PUT) d	1516	1517		1538	1546	1547		1608	1616	1617		1638	1646	1647		1708
Barnes (BNS) d	1521			1542	1551			1612	1621			1642	1651			1712
Barnes Bridge (BNI) d				1544				1614				1644				1714
Chiswick (CHK) d				1547				1617				1647				1717
Kew Bridge (KWB) d				1550				1620				1650				1720
Brentford (BFD) d				1553				1623				1653				1723
Syon Lane (SYL) d				1555				1625				1655				1725
Isleworth (ISL) d				1557				1627				1657				1727
Hounslow (HOU) d				1602				1632				1702				1732
Mortlake (MTL) d	1524				1554				1624				1654			
North Sheen (NSH) d	1526				1556				1626				1656			
Richmond (RMD)  d	1528	1523	1536		1558	1553	1606		1628	1623	1636		1658	1653	1706	
St Margarets (SMG) d	1531				1601				1631				1701			
Twickenham (TWI) d	1533	1527	1540		1603	1557	1610		1633	1627	1640		1703	1657	1710	
Whitton (WTN) d		1530				1600				1630				1700		
Feltham (FEL) a		1534	1546	1608		1604	1616	1638		1634	1646	1708		1704	1716	1738
Ashford (Surrey) (AFS) a		1538		1612		1608		1642		1638		1712		1708		1742
Staines (SNS) a		1541	1552	1616		1611	1622	1646		1641	1652	1716		1711	1722	1746
Strawberry Hill (STW) a	1537				1607				1637				1707			
Teddington (TED) a	1540				1610				1640				1710			
Hampton Wick (HMW) a	1544				1614				1644				1714			
Kingston (KNG) a	1546				1616				1646				1716			




NOTES (see introductory pages for explanation of train operator codes and standard symbols)




a Arrival time
d Departure time

A To Weybridge
B To Reading
C To Windsor & Eton Riverside
WW To London Waterloo via Wimbledon

London to Putney, Hounslow, Richmond, Twickenham and Kingston

Saturdays

Operator Days of operation/Notes	SW WW	SW C	SW B	SW A	SW WW	SW C	SW B	SW A	SW WW	SW C	SW B	SW A	SW WW	SW C	SW B	SW A
London Waterloo (WAT)  15 d	1700	1703	1718	1722	1730	1733	1748	1752	1800	1803	1818	1822	1830	1833	1848	1852
Vauxhall (VXH)  d	1704	1707	1722	1726	1734	1737	1752	1756	1804	1807	1822	1826	1834	1837	1852	1856
Queenstown Rd.(Battersea) (QRB) d	1707			1729	1737			1759	1807			1829	1837			1859
Clapham Junction (CLJ) 10 d	1710	1713	1728	1732	1740	1743	1758	1802	1810	1813	1828	1832	1840	1843	1858	1902
Wandsworth Town (WNT) d	1713			1735	1743			1805	1813			1835	1843			1905
Putney (PUT) d	1716	1717		1738	1746	1747		1808	1816	1817		1838	1846	1847		1908
Barnes (BNS) d	1721			1742	1751			1812	1821			1842	1851			1912
Barnes Bridge (BNI) d				1744				1814				1844				1914
Chiswick (CHK) d				1747				1817				1847				1917
Kew Bridge (KWB) d				1750				1820				1850				1920
Brentford (BFD) d				1753				1823				1853				1923
Syon Lane (SYL) d				1755				1825				1855				1925
Isleworth (ISL) d				1757				1827				1857				1927
Hounslow (HOU) d				1802				1832				1902				1932
Mortlake (MTL) d	1724				1754				1824				1854			
North Sheen (NSH) d	1726				1756				1826				1856			
Richmond (RMD)  d	1728	1723	1736		1758	1753	1806		1828	1823	1836		1858	1853	1906	
St Margarets (SMG) d	1731				1801				1831				1901			
Twickenham (TWI) d	1733	1727	1740		1803	1757	1810		1833	1827	1840		1903	1857	1910	
Whitton (WTN) d		1730				1800				1830				1900		
Feltham (FEL) a		1734	1746	1808		1804	1816	1838		1834	1846	1908		1904	1916	1938
Ashford (Surrey) (AFS) a		1738		1812		1808		1842		1838		1912		1908		1942
Staines (SNS) a		1741	1752	1816		1811	1822	1846		1841	1852	1916		1911	1922	1946
Strawberry Hill (STW) a	1737				1807				1837				1907			
Teddington (TED) a	1740				1810				1840				1910			
Hampton Wick (HMW) a	1744				1814				1844				1914			
Kingston (KNG) a	1746				1816				1846				1916			

Operator Days of operation/Notes	SW WW	SW C	SW B	SW A	SW WW	SW C	SW B	SW A	SW WW	SW C	SW B	SW A	SW WW	SW C	SW B	SW A
London Waterloo (WAT)  15 d	1900	1903	1918	1922	1930	1933	1948	1952	2000	2003	2018	2022	2030	2033	2048	2052
Vauxhall (VXH)  d	1904	1907	1922	1926	1934	1937	1952	1956	2004	2007	2022	2026	2034	2037	2052	2056
Queenstown Rd.(Battersea) (QRB) d	1907			1929	1937			1959	2007			2029	2037			2059
Clapham Junction (CLJ) 10 d	1910	1913	1928	1932	1940	1943	1958	2002	2010	2013	2028	2032	2040	2043	2058	2102
Wandsworth Town (WNT) d	1913			1935	1943			2005	2013			2035	2043			2105
Putney (PUT) d	1916	1917		1938	1946	1947		2008	2016	2017		2038	2046	2047		2108
Barnes (BNS) d	1921			1942	1951			2012	2021			2042	2051			2112
Barnes Bridge (BNI) d				1944				2014				2044				2114
Chiswick (CHK) d				1947				2017				2047				2117
Kew Bridge (KWB) d				1950				2020				2050				2120
Brentford (BFD) d				1953				2023				2053				2123
Syon Lane (SYL) d				1955				2025				2055				2125
Isleworth (ISL) d				1957				2027				2057				2127
Hounslow (HOU) d				2002				2032				2102				2132
Mortlake (MTL) d	1924				1954				2024				2054			
North Sheen (NSH) d	1926				1956				2026				2056			
Richmond (RMD)  d	1928	1923	1936		1958	1953	2006		2028	2023	2036		2058	2053	2106	
St Margarets (SMG) d	1931				2001				2031				2101			
Twickenham (TWI) d	1933	1927	1940		2003	1957	2010		2033	2027	2040		2103	2057	2110	
Whitton (WTN) d		1930				2000				2030				2100		
Feltham (FEL) a		1934	1946	2008		2004	2016	2038		2034	2046	2108		2104	2116	2138
Ashford (Surrey) (AFS) a		1938		2012		2008		2042		2038		2112		2108		2142
Staines (SNS) a		1941	1952	2016		2011	2022	2046		2041	2053	2116		2111	2122	2146
Strawberry Hill (STW) a	1937				2007				2037				2107			
Teddington (TED) a	1940				2010				2040				2110			
Hampton Wick (HMW) a	1944				2014				2044				2114			
Kingston (KNG) a	1946				2016				2046				2116			





NOTES (see introductory pages for explanation of train operator codes and standard symbols)





a Arrival time
d Departure time

A To Weybridge
B To Reading
C To Windsor & Eton Riverside
WW To London Waterloo via Wimbledon

London to Putney, Hounslow, Richmond, Twickenham and Kingston

Saturdays

Operator Days of operation/Notes	SW WW	SW C	SW B	SW A	SW WW	SW C	SW B	SW A	SW WW	SW C	SW B	SW A	SW WW	SW C	SW B	SW A	
London Waterloo (WAT) 	d	2100	2103	2118	2122	2130	2133	2148	2152	2200	2203	2218	2222	2230	2233	2248	2252
Vauxhall (VXH) 	d	2104	2107	2122	2126	2134	2137	2152	2156	2204	2207	2222	2226	2234	2237	2252	2256
Queenstown Rd.(Battersea) (QRB)	d	2107			2129	2137			2159	2207			2229	2237			2259
Clapham Junction (CLJ) 	d	2110	2113	2128	2132	2140	2143	2158	2202	2210	2213	2228	2232	2240	2243	2258	2302
Wandsworth Town (WNT)	d	2113			2135	2143			2205	2213			2235	2243			2305
Putney (PUT)	d	2116	2117		2138	2146	2147		2208	2216	2217		2238	2246	2247		2308
Barnes (BNS)	d	2121			2142	2151			2212	2221			2242	2251			2312
Barnes Bridge (BNI)	d				2144				2214				2244				2314
Chiswick (CHK)	d				2147				2217				2247				2317
Kew Bridge (KWB)	d				2150				2220				2250				2320
Brentford (BFD)	d				2153				2223				2253				2323
Syon Lane (SYL)	d				2155				2225				2255				2325
Isleworth (ISL)	d				2157				2227				2257				2327
Hounslow (HOU)	d				2202				2232				2302				2332
Mortlake (MTL)	d	2124				2154				2224				2254			
North Sheen (NSH)	d	2126				2156				2226				2256			
Richmond (RMD) 	d	2128	2123	2136		2158	2153	2206		2228	2223	2236		2258	2253	2306	
St Margarets (SMG)	d	2131				2201				2231				2301			
Twickenham (TWI)	d	2133	2127	2140		2203	2157	2210		2233	2227	2240		2303	2257	2310	
Whitton (WTN)	d		2130				2200				2230				2300		
Feltham (FEL)	a		2134	2146	2208		2204	2216	2238		2234	2246	2308		2304	2316	2338
Ashford (Surrey) (AFS)	a		2138		2212		2208		2242		2238		2312		2308		2342
Staines (SNS)	a		2141	2152	2216		2211	2222	2246		2241	2252	2316		2311	2323	2346
Strawberry Hill (STW)	a	2137				2207				2237				2307			
Teddington (TED)	a	2140				2210				2240				2310			
Hampton Wick (HMW)	a	2144				2214				2244				2314			
Kingston (KNG)	a	2146				2216				2246				2316			

Operator Days of operation/Notes	SW WW	SW C	SW B	SW F	SW WW	SW C	SW B	SW	SW SUM	SW SUM C	SW SUM B	SW SUM	SW SUM	SW SUM
London Waterloo (WAT) 	d	2300	2303	2318	2322	2330	2333	2348	2352	0001	0003	0018	0022	0030
Vauxhall (VXH) 	d	2304	2307	2322	2326	2334	2337	2352	2356	0005	0008	0022	0026	0034
Queenstown Rd.(Battersea) (QRB)	d	2307			2329	2337			2359	0008			0029	0037
Clapham Junction (CLJ) 	d	2310	2313	2328	2332	2340	2343	2358	0002	0011	0014	0028	0032	0040
Wandsworth Town (WNT)	d	2313			2335	2343			0005	0014			0035	0043
Putney (PUT)	d	2316	2317		2338	2346	2347		0008	0017	0018		0038	0046
Barnes (BNS)	d	2321			2342	2351			0012	0022			0041	0051
Barnes Bridge (BNI)	d				2344				0014				0043	
Chiswick (CHK)	d				2347				0017				0046	
Kew Bridge (KWB)	d				2350				0020				0049	
Brentford (BFD)	d				2353				0023				0052	
Syon Lane (SYL)	d				2355				0025				0054	
Isleworth (ISL)	d				2357				0027				0056	
Hounslow (HOU)	d				0002c				0030a				0059a	
Mortlake (MTL)	d	2324				2354				0025				0054
North Sheen (NSH)	d	2326				2356				0027				0056
Richmond (RMD) 	d	2328	2323	2336		2358	2353	0006		0029	0024	0036		0058
St Margarets (SMG)	d	2331				0001				0032				0101
Twickenham (TWI)	d	2333	2327	2340		0004	2357	0010		0034	0028	0040		0103
Whitton (WTN)	d		2330				2359				0031			0100
Feltham (FEL)	a		2334	2346	0008		0004	0016			0035	0046		0104
Ashford (Surrey) (AFS)	a		2338		0012		0008				0039			0108
Staines (SNS)	a		2341	2352	0016		0011	0022			0043	0052		0112
Strawberry Hill (STW)	a	2337				0007				0038s				0107s
Teddington (TED)	a	2340				0011				0041s				0110s
Hampton Wick (HMW)	a	2344				0014				0044s				0113s
Kingston (KNG)	a	2346				0016				0047				0117

NOTES (see introductory pages for explanation of train operator codes and standard symbols)





- a Arrival time
 d Departure time
 s Stops to set down only
 c Arrives 3 minutes earlier





- A To Weybridge
 B To Reading
 C To Windsor & Eton Riverside
 F To Woking
 WW To London Waterloo via Wimbledon

SUM Sunday mornings

London to Putney, Hounslow, Richmond, Twickenham and Kingston

Sundays

Operator Days of operation/Notes	SW WW	SW A	SW B	SW WW	SW C	SW A	SW B	SW C	SW WW	SW A	SW C	SW A	SW B	SW C	SW WW	SW A
London Waterloo (WAT)  d	0614	0644	0700	0714	0727			0809	0814	0825	0839	0844	0849	0909	0917	0924
Vauxhall (VXH)  d	0618	0648	0704	0718	0732			0813	0818	0829	0843	0848	0853	0913	0921	0928
Queenstown Rd.(Battersea) (QRB) d	0621	0651		0721					0821			0852	0857		0925	
Clapham Junction (CLJ)  d	0624	0654	0710	0724	0749e	0754	0800	0819	0824	0835	0849	0855	0900	0919	0928	0935
Wandsworth Town (WNT) d	0627	0657		0727		0757	0803		0827			0857	0903		0930	
Putney (PUT) d	0630	0700	0714	0730	0753	0800	0806	0823	0830	0839	0853	0900	0906	0923	0933	0939
Barnes (BNS) d	0633	0703		0733		0803	0809		0833			0903	0909		0936	
Barnes Bridge (BNI) d							0811						0911			
Chiswick (CHK) d							0813						0913			
Kew Bridge (KWB) d							0816						0916			
Brentford (BFD) d							0819						0919			
Syon Lane (SYL) d							0821						0921			
Isleworth (ISL) d							0823						0923			
Hounslow (HOU) d							0826						0926			
Mortlake (MTL) d	0635	0705		0735		0805			0835			0906			0939	
North Sheen (NSH) d	0637	0707		0737		0807			0837			0908			0941	
Richmond (RMD)  d	0640	0710	0720	0740	0759	0810		0829	0840	0845	0859	0910		0929	0943	0946
St Margarets (SMG) d	0642	0712		0742		0812			0842			0913			0946	
Twickenham (TWI) d	0645	0715	0724	0745	0803	0815		0833	0845	0849	0903	0915		0933	0948	0951
Whitton (WTN) d		0718				0818			0852			0918			0954	
Feltham (FEL) a		0722	0729		0808	0822	0832	0838		0856	0909	0922	0932	0939		0958
Ashford (Surrey) (AFS) a		0726				0826	0836			0900		0927	0936			1003
Staines (SNS) a		0730	0736		0815	0830	0840	0845		0904	0915	0930	0940	0945		1006
Strawberry Hill (STW) a	0648			0748					0848						0952	
Teddington (TED) a	0652			0752					0852						0955	
Hampton Wick (HMW) a	0657			0757					0857						0958	
Kingston (KNG) a	0659			0759					0859						1000	

Operator Days of operation/Notes	SW C	SW A	SW B	SW C	SW WW	SW A	SW C	SW A	SW B	SW C	SW WW	SW A	SW C	SW A	SW B	SW C
London Waterloo (WAT)  d	0939	0942	0949	1009	1014		1039	1044	1050	1109	1114	1125	1139	1144	1150	1209
Vauxhall (VXH)  d	0943	0946	0953	1013	1018		1043	1048	1054	1113	1118	1129	1143	1148	1154	1213
Queenstown Rd.(Battersea) (QRB) d		0950	0957		1021			1051	1057		1121			1151	1157	
Clapham Junction (CLJ)  d	0949	0954	1000	1019	1024		1049	1054	1100	1119	1124	1135	1149	1154	1200	1219
Wandsworth Town (WNT) d		0957	1003		1027			1057	1103		1127			1157	1203	
Putney (PUT) d	0953	1000	1006	1023	1030		1053	1100	1106	1123	1130	1139	1153	1200	1206	1223
Barnes (BNS) d		1003	1009		1033			1103	1109		1133			1203	1209	
Barnes Bridge (BNI) d			1011						1111						1211	
Chiswick (CHK) d			1013						1113						1213	
Kew Bridge (KWB) d			1016						1116						1216	
Brentford (BFD) d			1019						1119						1219	
Syon Lane (SYL) d			1021						1121						1221	
Isleworth (ISL) d			1023						1123						1223	
Hounslow (HOU) d			1026						1126						1226	
Mortlake (MTL) d		1005			1035			1105			1135			1205		
North Sheen (NSH) d		1007			1037			1107			1137			1207		
Richmond (RMD)  d	0959	1010		1029	1040	1045	1059	1110		1129	1140	1145	1159	1210		1229
St Margarets (SMG) d		1012			1042			1112			1142			1212		
Twickenham (TWI) d	1003	1015		1033	1045	1049	1103	1115		1133	1145	1149	1203	1215		1233
Whitton (WTN) d		1018				1052		1118				1152		1218		
Feltham (FEL) a	1009	1022	1032	1038		1056	1108	1122	1132	1138		1156	1208	1222	1232	1238
Ashford (Surrey) (AFS) a		1026	1036			1100		1126	1136			1200		1226	1236	
Staines (SNS) a	1015	1030	1040	1045		1104	1115	1130	1140	1145		1204	1215	1230	1240	1245
Strawberry Hill (STW) a					1048						1148					
Teddington (TED) a					1052						1152					
Hampton Wick (HMW) a					1057						1157					
Kingston (KNG) a					1059						1159					

NOTES (see introductory pages for explanation of train operator codes and standard symbols)

- a Arrival time
d Departure time
e Arrives 12 minutes earlier

- A To Windsor & Eton Riverside
B To Woking
C To Reading
WW To London Waterloo via Wimbledon

London to Putney, Hounslow, Richmond, Twickenham and Kingston

Sundays

Operator Days of operation/Notes	SW WW	SW A	SW C	SW A	SW B	SW C	SW WW	SW A	SW C	SW A	SW B	SW C	SW WW	SW D	SW A	SW C
London Waterloo (WAT)	1214	1225	1239	1244	1250	1309	1314	1325	1339	1344	1350	1409	1414	1420	1425	1439
Vauxhall (VXH)	1218	1229	1243	1248	1254	1313	1318	1329	1343	1348	1354	1413	1418	1424	1429	1443
Queenstown Rd.(Battersea) (QRB)	1221			1251	1257		1321			1351	1357		1421	1427		
Clapham Junction (CLJ)	1224	1235	1249	1254	1300	1319	1324	1335	1349	1354	1400	1419	1424	1430	1435	1449
Wandsworth Town (WNT)	1227			1257	1303		1327			1357	1403		1427	1433		
Putney (PUT)	1230	1239	1253	1300	1306	1323	1330	1339	1353	1400	1406	1423	1430	1436	1439	1453
Barnes (BNS)	1233			1303	1309		1333			1403	1409		1433	1439		
Barnes Bridge (BNI)					1311						1411			1441		
Chiswick (CHK)					1313						1413			1444		
Kew Bridge (KWB)					1316						1416			1446		
Brentford (BFD)					1319						1419			1449		
Syon Lane (SYL)					1321						1421			1451		
Isleworth (ISL)					1323						1423			1453		
Hounslow (HOU)					1326						1426			1457		
Mortlake (MTL)	1235			1305			1335			1405			1435			
North Sheen (NSH)	1237			1307			1337			1407			1437			
Richmond (RMD)	1240	1245	1259	1310		1329	1340	1345	1359	1410		1429	1440		1445	1459
St Margarets (SMG)	1242			1312			1342			1412			1442			
Twickenham (TWI)	1245	1249	1303	1315		1333	1345	1349	1403	1415		1433	1445	1504a	1449	1503
Whitton (WTN)		1252		1318				1352		1418				1501c	1452	
Feltham (FEL)	a	1256	1308	1322	1332	1338		1356	1408	1422	1432	1438		→	1456	1508
Ashford (Surrey) (AFS)	a	1300		1326	1336			1400		1426	1436				1501	
Staines (SNS)	a	1304	1315	1330	1340	1345		1404	1415	1430	1440	1445			1504	1515
Strawberry Hill (STW)	a	1248					1348						1448			
Teddington (TED)	a	1252					1352						1452			
Hampton Wick (HMW)	a	1257					1357						1457			
Kingston (KNG)	a	1259					1359						1459			

Operator Days of operation/Notes	SW WH	SW A	SW B	SW C	SW WW	SW D	SW A	SW C	SW WH	SW A	SW B	SW C	SW WW	SW D	SW A	SW C
London Waterloo (WAT)	1444	1450	1509	1514	1520	1525	1539		1544	1550	1609	1614	1620	1625	1639	
Vauxhall (VXH)	1448	1454	1513	1518	1524	1529	1543		1548	1554	1613	1618	1624	1629	1643	
Queenstown Rd.(Battersea) (QRB)	1451	1457		1521	1527				1551	1557		1621	1627			
Clapham Junction (CLJ)	1454	1500	1519	1524	1530	1535	1549		1554	1600	1619	1624	1630	1635	1649	
Wandsworth Town (WNT)	1457	1503		1527	1533				1557	1603		1627	1633			
Putney (PUT)	1500	1506	1523	1530	1536	1539	1553		1600	1606	1623	1630	1636	1639	1653	
Barnes (BNS)	1503	1509		1533	1539				1603	1609		1633	1639			
Barnes Bridge (BNI)			1511		1541					1611			1641			
Chiswick (CHK)			1513		1544					1613			1644			
Kew Bridge (KWB)			1516		1546					1616			1646			
Brentford (BFD)			1519		1549					1619			1649			
Syon Lane (SYL)			1521		1551					1621			1651			
Isleworth (ISL)			1523		1553					1623			1653			
Hounslow (HOU)			1526		1557					1626			1657			
Mortlake (MTL)	1505			1535					1605			1635				
North Sheen (NSH)	1507			1537					1607			1637				
Richmond (RMD)	1510		1529	1540		1545	1559		1610		1629	1640		1645	1659	
St Margarets (SMG)	1512			1542				→	1612			1642				
Twickenham (TWI)	1511f	1515		1533	1545	1604a	1549	1603	1611f	1615		1633	1645	1704a	1649	1703
Whitton (WTN)		1518			1601c	1552			1618				1701c	1652		
Feltham (FEL)	a	1522	1532	1538		→	1556	1608		1622	1632	1638		→	1656	1708
Ashford (Surrey) (AFS)	a	1526	1536				1601			1626	1636				1701	
Staines (SNS)	a	1530	1540	1545			1604	1615		1630	1640	1645			1704	1715
Strawberry Hill (STW)	a	1514			1548				1614				1648			
Teddington (TED)	a	1518			1552				1618				1652			
Hampton Wick (HMW)	a	1521			1557				1621				1657			
Kingston (KNG)	a	1523			1559				1623				1659			

NOTES (see introductory pages for explanation of train operator codes and standard symbols)

- a Arrival time
 d Departure time
 c Calls at Whitton before Twickenham
 f Arrives 7 minutes earlier

- A To Windsor & Eton Riverside
 B To Woking
 C To Reading
 D To Kingston
 WH From London Waterloo via Hounslow
 WW To London Waterloo via Wimbledon

London to Putney, Hounslow, Richmond, Twickenham and Kingston

Sundays

Operator Days of operation/Notes	SW WH	SW A	SW B	SW C	SW WW	SW D	SW A	SW C	SW WH	SW A	SW B	SW C	SW WW	SW D	SW A	SW C
London Waterloo (WAT)	15 d		1644	1650	1709	1714	1720	1725	1739		1744	1750	1809	1814	1820	1839
Vauxhall (VXH)	15 d		1648	1654	1713	1718	1724	1729	1743		1748	1754	1813	1818	1824	1843
Queenstown Rd.(Battersea) (QRB)	15 d		1651	1657		1721	1727				1751	1757		1821	1827	
Clapham Junction (CLJ)	10 d		1654	1700	1719	1724	1730	1735	1749		1754	1800	1819	1824	1830	1849
Wandsworth Town (WNT)	d		1657	1703		1727	1733				1757	1803		1827	1833	
Putney (PUT)	d		1700	1706	1723	1730	1736	1739	1753		1800	1806	1823	1830	1836	1853
Barnes (BNS)	d		1703	1709		1733	1739				1803	1809		1833	1839	
Barnes Bridge (BNI)	d			1711			1741					1811			1841	
Chiswick (CHK)	d			1713			1744					1813			1844	
Kew Bridge (KWB)	d			1716			1746					1816			1846	
Brentford (BFD)	d			1719			1749					1819			1849	
Syon Lane (SYL)	d			1721			1751					1821			1851	
Isleworth (ISL)	d			1723			1753					1823			1853	
Hounslow (HOU)	d			1726			1757					1826			1857	
Mortlake (MTL)	d		1705			1735					1805			1835		
North Sheen (NSH)	d		1707			1737					1807			1837		
Richmond (RMD)	15 d		1710		1729	1740		1745	1759		1810		1829	1840		1859
St Margarets (SMG)	d	1711f	1712			1742				1812				1842		
Twickenham (TWI)	d	1711f	1715		1733	1745	1804a	1749	1803	1811f	1815		1833	1845	1904a	1903
Whitton (WTN)	d		1718				1801c	1752			1818				1901c	1852
Feltham (FEL)	a		1722	1732	1738		1756	1808			1822	1832	1838		1856	1908
Ashford (Surrey) (AFS)	a		1726	1736			1801				1826	1836			1901	
Staines (SNS)	a		1730	1740	1745		1804	1815			1830	1840	1845		1904	1915
Strawberry Hill (STW)	a	1714				1748				1814				1848		
Teddington (TED)	a	1718				1752				1818				1852		
Hampton Wick (HMW)	a	1721				1757				1821				1857		
Kingston (KNG)	a	1723				1759				1823				1859		

Operator Days of operation/Notes	SW WH	SW A	SW B	SW C	SW WW	SW D	SW A	SW E	SW F	SW WH	SW A	SW B	SW C	SW WW	SW D	SW A
London Waterloo (WAT)	15 d		1844	1850	1909	1914	1920	1925	1939	1939		1944	1950	2009	2014	2025
Vauxhall (VXH)	15 d		1848	1854	1913	1918	1924	1929	1943	1943		1948	1954	2013	2018	2029
Queenstown Rd.(Battersea) (QRB)	15 d		1851	1857		1921	1927					1951	1957		2021	2027
Clapham Junction (CLJ)	10 d		1854	1900	1919	1924	1930	1935	1949	1949		1954	2000	2019	2024	2035
Wandsworth Town (WNT)	d		1857	1903		1927	1933					1957	2003		2027	2033
Putney (PUT)	d		1900	1906	1923	1930	1936	1939	1953	1953		2000	2006	2023	2030	2039
Barnes (BNS)	d		1903	1909		1933	1939					2003	2009		2033	2039
Barnes Bridge (BNI)	d			1911			1941						2011			2041
Chiswick (CHK)	d			1913			1944						2013			2044
Kew Bridge (KWB)	d			1916			1946						2016			2046
Brentford (BFD)	d			1919			1949						2019			2049
Syon Lane (SYL)	d			1921			1951						2021			2051
Isleworth (ISL)	d			1923			1953						2023			2053
Hounslow (HOU)	d			1926			1957						2026			2057
Mortlake (MTL)	d		1905			1935					2005				2035	
North Sheen (NSH)	d		1907			1937					2007				2037	
Richmond (RMD)	15 d		1910		1929	1940		1945	1959	1959				2029	2040	2045
St Margarets (SMG)	d	1911f	1912			1942					2012				2042	
Twickenham (TWI)	d	1911f	1915		1933	1945	2004a	1949	2003	2003	2011f	2015		2033	2045	2104a
Whitton (WTN)	d		1918				2001c	1952				2018				2101c
Feltham (FEL)	a		1922	1932	1938		1956	2008	2008			2022	2032	2038		2056
Ashford (Surrey) (AFS)	a		1926	1936			2001					2026	2036			2101
Staines (SNS)	a		1930	1940	1945		2004	2017	2015			2030	2040	2045		2104
Strawberry Hill (STW)	a	1914				1948					2014				2048	
Teddington (TED)	a	1918				1952					2018				2052	
Hampton Wick (HMW)	a	1921				1957					2021				2057	
Kingston (KNG)	a	1923				1959					2023				2059	

NOTES (see introductory pages for explanation of train operator codes and standard symbols)

- a** Arrival time
d Departure time
c Calls at Whitton before Twickenham
f Arrives 7 minutes earlier

A To Windsor & Eton Riverside
B To Woking
C To Reading
D To Kingston
E Runs from 20 September. To Reading
F Runs until 13 September. To Reading
WH From London Waterloo via Hounslow
WW To London Waterloo via Wimbledon

London to Putney, Hounslow, Richmond, Twickenham and Kingston

Sundays

Operator Days of operation/Notes	SW C	SW WH	SW A	SW B	SW C	SW WW	SW D	SW C	SW WH	SW A	SW B	SW C	SW WW	SW D	SW C	SW WH
London Waterloo (WAT)	2039		2044	2050	2109	2114	2120	2139		2144	2150	2209	2214	2220	2239	
Vauxhall (VXH)	2043		2048	2054	2113	2118	2124	2143		2148	2154	2213	2218	2224	2243	
Queenstown Rd.(Battersea) (QRB)			2051	2057		2121	2127			2151	2157		2221	2227		
Clapham Junction (CLJ)	2049		2054	2100	2119	2124	2130	2149		2154	2200	2219	2224	2230	2249	
Wandsworth Town (WNT)			2057	2103		2127	2133			2157	2203		2227	2233		
Putney (PUT)	2053		2100	2106	2123	2130	2136	2153		2200	2206	2223	2230	2236	2253	
Barnes (BNS)			2103	2109		2133	2139			2203	2209		2233	2239		
Barnes Bridge (BNI)				2111			2141				2211			2241		
Chiswick (CHK)				2113			2144				2213			2244		
Kew Bridge (KWB)				2116			2146				2216			2246		
Brentford (BFD)				2119			2149				2219			2249		
Syon Lane (SYL)				2121			2151				2221			2251		
Isleworth (ISL)				2123			2153				2223			2253		
Hounslow (HOU)				2126			2157				2226			2257		
Mortlake (MTL)			2105			2135				2205			2235			
North Sheen (NSH)			2107			2137				2207			2237			
Richmond (RMD)	2059		2110		2129	2140		2159		2210		2229	2240		2259	
St Margarets (SMG)			2112			2142				2212			2242			
Twickenham (TWI)	2103	2111f	2115		2133	2145	2204a	2203	2211f	2215		2233	2245	2304a	2303	2311f
Whitton (WTN)			2118				2201c			2218				2301c		
Feltham (FEL)	a	2108	2122	2132	2138			2208		2222	2232	2238			2308	
Ashford (Surrey) (AFS)	a		2126	2136						2226	2236					
Staines (SNS)	a	2115	2130	2140	2145			2215		2230	2240	2245			2315	
Strawberry Hill (STW)	a		2114			2148			2214				2249			2314
Teddington (TED)	a		2118			2152			2218				2252			2318
Hampton Wick (HMW)	a		2121			2157			2221				2257			2321
Kingston (KNG)	a		2123			2159			2223				2259			2323

Operator Days of operation/Notes	SW A	SW B	SW C	SW D	SW C	SW WH	SW MM	SW MM
London Waterloo (WAT)	2244	2250	2309	2314	2320	2339		2344
Vauxhall (VXH)	2248	2254	2313	2318	2324	2343		2348
Queenstown Rd.(Battersea) (QRB)	2251	2257		2321	2327			2351
Clapham Junction (CLJ)	2254	2300	2319	2324	2330	2349		2354
Wandsworth Town (WNT)	2257	2303		2327	2333			2357
Putney (PUT)	2300	2306	2323	2330	2336	2353		2359
Barnes (BNS)	2303	2309		2333	2339			0003
Barnes Bridge (BNI)		2311			2341			
Chiswick (CHK)		2313			2344			
Kew Bridge (KWB)		2316			2346			
Brentford (BFD)		2319			2349			
Syon Lane (SYL)		2321			2351			
Isleworth (ISL)		2323			2353			
Hounslow (HOU)		2326			2357			
Mortlake (MTL)	2305			2335			0005	0024
North Sheen (NSH)	2307			2337			0007	0026
Richmond (RMD)	2310		2329	2340		2359	0010	0029
St Margarets (SMG)	2312			2342			0012	0031
Twickenham (TWI)	2315		2333	2345	0004a	0003	0015	0034
Whitton (WTN)	2318				0001c		0018	0042
Feltham (FEL)	a	2322	2332	2338		0008	0022	
Ashford (Surrey) (AFS)	a	2326	2336				0026	
Staines (SNS)	a	2330	2340	2345		0015	0030	
Strawberry Hill (STW)	a			2348		0014	0037	0045s
Teddington (TED)	a			2352		0018		0049s
Hampton Wick (HMW)	a			2355		0021		0052s
Kingston (KNG)	a			2357		0023		0054

NOTES (see introductory pages for explanation of train operator codes and standard symbols)

- a Arrival time
 d Departure time
 s Stops to set down only
 c Calls at Whitton before Twickenham
 f Arrives 7 minutes earlier

- A To Windsor & Eton Riverside
 B To Woking
 C To Reading
 D To Kingston
 WH From London Waterloo via Hounslow
 WW To London Waterloo via Wimbledon

MM Monday mornings

Kingston, Twickenham, Richmond, Hounslow and Putney to London

Mondays to Fridays

Operator Days of operation/Notes	SW	SW	SW A	SW B	SW	SW C	SW	SW	SW D	SW E	SW F	SW G	SW WW	SW D	SW	SW H	SW F
Kingston (KNG)	d							0559					0626				
Hampton Wick (HMW)	d							0601					0630				
Teddington (TED)	d							0605					0635				
Strawberry Hill (STW)	d		0538	0538				0609					0641e				
Staines (SNS)	d	0453			0537	0556			0608	0603	0629			0638	0625		0659
Ashford (Surrey) (AFS)	d	0456			0540				0611	0606				0641	0628		
Feltham (FEL)	d	0501			0545	0602			0616	0611	0637			0646	0633		0706
Whitton (WTN)	d	0505			0549				0620			0620k		0650		0653	
Twickenham (TWI)	d	0508	0543	0543	0553	0609		0613	0623		0642	0615	0645	0653		0657	0711
St Margarets (SMG)	d	0510	0545	0545				0615					0647			0659	
Richmond (RMD)	⊖ d	0514	0549	0549	0558	0614		0619	0628		0647		0651	0658		0703	0716
North Sheen (NSH)	d	0516	0551	0551				0621					0653			0705	
Mortlake (MTL)	d	0518	0553	0553				0623					0655			0707	
Hounslow (HOU)	d		0531				0601			0618		0631e			0644g	0648	
Isleworth (ISL)	d		0534				0604			0621		0634			0647		
Syon Lane (SYL)	d		0536				0606			0623		0636			0650		
Brentford (BFD)	d		0539				0609			0625		0639			0653		
Kew Bridge (KWB)	d		0541				0611			0628		0641			0655		
Chiswick (CHK)	d		0544				0614			0630		0644			0658		
Barnes Bridge (BNI)	d		0546				0616			0633		0646			0701		
Barnes (BNS)	d	0522	0549	0556	0556		0619	0626		0635		0649	0658		0704	0710	
Putney (PUT)	d	0525	0552	0559	0559	0605	0621	0622	0629	0634	0638	0653	0701	0704	0707	0713	
Wandsworth Town (WNT)	d	0528	0555	0602	0602			0625	0632		0641		0655		0710	0716	
Clapham Junction (CLJ)	10 d	0531	0558	0605	0605	0609	0625	0628	0635	0639	0644	0658	0659	0707	0710	0713	0724
Queenstown Rd.(Battersea) (QRB)	d	0534		0608	0608			0638			0647		0710		0716		
Vauxhall (VXH)	⊖ d	0537	0604	0612	0612	0615	0631	0634	0642	0645	0650	0703	0704	0714	0715	0720	0731
London Waterloo (WAT)	⊖ 15 a	0542	0608	0616	0618	0619	0636	0638	0646	0649	0655	0710	0711	0720	0722	0726	0738

Operator Days of operation/Notes	SW G	SW WW	SW D	SW J	SW K	SW L	SW F	SW G	SW WW	SW D	SW J	SW K	SW L	SW F	SW WM	SW WW	SW K
Kingston (KNG)	d	0658							0728							0758	
Hampton Wick (HMW)	d	0700							0730							0800	
Teddington (TED)	d	0705							0735							0805	
Strawberry Hill (STW)	d	0711e			0717				0738			0745				0808	0815
Staines (SNS)	d		0711	0654		0718	0728			0741	0723		0748	0758			
Ashford (Surrey) (AFS)	d		0714	0657		0721			0744	0726		0751					
Feltham (FEL)	d		0719	0702		0726	0735		0749	0731		0756	0805				
Whitton (WTN)	d	0650k		0723		0730		0720k		0753			0800		0750		
Twickenham (TWI)	d	0647	0715	0726		0728f	0734	0741	0717	0743	0756		0757c	0803	0811	0813	0820
St Margarets (SMG)	d		0717		0730					0745			0800			0815	
Richmond (RMD)	⊖ d		0721	0731	0734	0738	0745			0749	0801		0804	0808	0815	0819	0824
North Sheen (NSH)	d		0723		0736					0751			0806			0821	
Mortlake (MTL)	d		0725		0738				0753				0808			0823	
Hounslow (HOU)	d	0659			0715c			0729				0745c			0759		
Isleworth (ISL)	d	0702			0718			0732				0748			0802		
Syon Lane (SYL)	d	0705			0720			0735				0750			0805		
Brentford (BFD)	d	0708			0723			0738				0753			0808		
Kew Bridge (KWB)	d	0710			0726			0741				0756			0810		
Chiswick (CHK)	d	0713			0729			0743				0759			0813		
Barnes Bridge (BNI)	d	0716			0732			0746				0802			0816		
Barnes (BNS)	d	0719	0728		0735	0742		0749	0756		0805	0812			0819	0826	
Putney (PUT)	d	0722	0731	0737	0738	0745		0752	0759	0807	0808	0815			0822	0829	
Wandsworth Town (WNT)	d	0725	0734		0741	0748		0755	0802		0811	0818			0825	0832	
Clapham Junction (CLJ)	10 d	0729	0737	0742	0744	0751	0748	0754	0758	0806	0812	0814	0821	0818	0824	0828	0833
Queenstown Rd.(Battersea) (QRB)	d		0740		0747				0809		0817					0838	
Vauxhall (VXH)	⊖ d	0734	0744	0747	0751	0757	0754	0800	0804	0813	0817	0820	0827	0824	0830	0834	0839
London Waterloo (WAT)	⊖ 15 a	0741	0751	0754	0758	0803	0800	0807	0810	0821	0824	0828	0833	0830	0837	0841	0846

NOTES (see introductory pages for explanation of train operator codes and standard symbols)

a Arrival time
d Departure time
c Arrives 8 minutes earlier
e Arrives 3 minutes earlier
f Arrives 7 minutes earlier
g Arrives 6 minutes earlier
k Calls at Whitton after Twickenham

K From Shepperton
L From Farnham
WM From London Waterloo via Mortlake
WW From London Waterloo via Wimbledon

A Runs until 18 September. From Shepperton
B Runs from 21 September. From Shepperton
C From Ascot
D From Windsor & Eton Riverside
E From Woking
F From Reading
G From Twickenham
H From Hounslow
J From Weybridge

Kingston, Twickenham, Richmond, Hounslow and Putney to London

Mondays to Fridays

Operator Days of operation/Notes	SW D	SW J	SW WH	SW F	SW WM	SW WW	SW D	SW J	SW WH	SW F	SW WM	SW WW	SW D	SW J	SW WH	SW F	SW WM
Kingston (KNG)	d					0828						0858					
Hampton Wick (HMW)	d					0830						0900					
Teddington (TED)	d					0835						0905					
Strawberry Hill (STW)	d					0838						0908					
Staines (SNS)	d	0808	0803		0828		0840	0833		0858			0910	0903		0928	
Ashford (Surrey) (AFS)	d	0811	0806				0843	0836					0913	0906			
Feltham (FEL)	d	0816	0811		0835		0848	0841		0905			0918	0911		0935	
Whitton (WTN)	d	0820		0823		0820	0852		0854		0850		0922		0924		0920
Twickenham (TWI)	d	0824		0828	0841		0843	0855		0858	0911		0913	0925	0928	0941	
St Margarets (SMG)	d			0830			0845		0900			0915			0930		
Richmond (RMD)	⊖ d	0828		0834	0845		0849	0900		0904	0915		0919	0930	0934	0945	
North Sheen (NSH)	d			0836			0851		0906			0921			0936		
Mortlake (MTL)	d			0838			0853		0908			0923			0938		
Hounslow (HOU)	d		0817			0829			0847			0901e		0917			0931e
Isleworth (ISL)	d		0820			0832			0850			0904		0920			0934
Syon Lane (SYL)	d		0822			0834			0852			0906		0922			0936
Brentford (BFD)	d		0825			0837			0855			0909		0924			0939
Kew Bridge (KWB)	d		0827			0840			0857			0911		0927			0941
Chiswick (CHK)	d		0830			0843			0900			0914		0929			0944
Barnes Bridge (BNI)	d		0833			0846			0903			0916		0932			0946
Barnes (BNS)	d		0836	0841		0849	0856		0906	0911		0919	0926	0935	0941		0949
Putney (PUT)	d	0835	0839	0844		0852	0859	0906	0909	0914		0922	0929	0936	0938	0944	0952
Wandsworth Town (WNT)	d		0842	0847		0855	0902		0912	0917		0925	0932		0941	0947	0955
Clapham Junction (CLJ)	10 d	0839	0845	0850	0854	0859	0905	0911	0915	0920	0924	0928	0935	0941	0944	0950	0954
Queenstown Rd.(Battersea) (QRB)	d		0848				0908		0918			0938			0947		
Vauxhall (VXH)	⊖ d	0845	0851	0856	0900	0905	0912	0917	0922	0926	0930	0934	0942	0946	0950	0956	1000
London Waterloo (WAT)	⊖ 15 a	0852	0858	0902	0907	0913	0918	0923	0928	0932	0937	0941	0948	0953	0958	1000	1005

Operator Days of operation/Notes	SW WW	SW D	SW J	SW WH	SW F	SW WM	SW WW	SW D	SW J	SW F	SW MO WW	SW MX WW	SW D	SW MO J	SW MX J	SW F	SW MO WW
Kingston (KNG)	d	0928					0958				1028	1028					1058
Hampton Wick (HMW)	d	0930					1000				1030	1030					1100
Teddington (TED)	d	0935					1005				1035	1035					1105
Strawberry Hill (STW)	d	0938					1008				1038	1038					1108
Staines (SNS)	d		0938	0933		0958		1008	1003	1028			1038	1033	1033	1058	
Ashford (Surrey) (AFS)	d		0941	0936				1011	1006				1041	1036	1036		
Feltham (FEL)	d		0946	0941		1005		1016	1011	1035			1046	1041	1041	1105	
Whitton (WTN)	d		0950		0953	0950		1020					1050				
Twickenham (TWI)	d	0943	0953		0958	1011		1013	1023		1041	1043	1043	1053		1111	1113
St Margarets (SMG)	d	0945			1000			1015				1045	1045				1115
Richmond (RMD)	⊖ d	0949	0958		1004	1015		1019	1028		1045	1049	1049	1058		1115	1119
North Sheen (NSH)	d	0951			1006			1021				1051	1051				1121
Mortlake (MTL)	d	0953			1008			1023				1053	1053				1123
Hounslow (HOU)	d			0947		1001e			1017					1047	1047		
Isleworth (ISL)	d			0950		1004			1020					1050	1050		
Syon Lane (SYL)	d			0952		1006			1022					1052	1052		
Brentford (BFD)	d			0954		1009			1024					1054	1054		
Kew Bridge (KWB)	d			0957		1011			1027					1057	1057		
Chiswick (CHK)	d			0959		1014			1029					1059	1059		
Barnes Bridge (BNI)	d			1002		1016			1032					1102	1102		
Barnes (BNS)	d	0956		1005	1011		1019	1026		1035		1056	1056		1105	1105	1126
Putney (PUT)	d	0959	1004	1008	1014		1022	1029	1034	1038		1059	1059	1104	1108	1108	1129
Wandsworth Town (WNT)	d	1002		1011	1017		1025	1032		1041		1102j	1102		1111j	1111	1132j
Clapham Junction (CLJ)	10 d	1005	1009	1014	1020	1024	1028	1035	1039	1044	1054	1105	1105	1109	1114	1114	1124
Queenstown Rd.(Battersea) (QRB)	d	1008		1017				1038		1047		1108	1108		1117	1117	1138
Vauxhall (VXH)	⊖ d	1012	1015	1020	1026	1030	1034	1042	1045	1050	1100	1112	1112	1115	1121	1121	1130
London Waterloo (WAT)	⊖ 15 a	1016	1019	1028	1030	1035	1038	1046	1049	1058	1105	1116	1116	1119	1128	1128	1135

NOTES (see introductory pages for explanation of train operator codes and standard symbols)

a Arrival time
d Departure time
e Arrives 3 minutes earlier
j Calls until 20 July and from 21 September

D From Windsor & Eton Riverside
F From Reading
J From Weybridge
WH From London Waterloo via Hounslow
WM From London Waterloo via Mortlake
WW From London Waterloo via Wimbledon

MO Mondays only
MX Not Mondays

Kingston, Twickenham, Richmond, Hounslow and Putney to London

Mondays to Fridays

Operator Days of operation/Notes	SW MX WW	SW D	SW MO J	SW MX J	SW F	SW MO WW	SW MX WW	SW D	SW MO J	SW MX J	SW F	SW MO WW	SW MX WW	SW D	SW MO J	SW MX J	SW F	SW MO WW
Kingston (KNG)	d 1058					1128	1128					1158	1158					
Hampton Wick (HMW)	d 1100					1130	1130					1200	1200					
Teddington (TED)	d 1105					1135	1135					1205	1205					
Strawberry Hill (STW)	d 1108					1138	1138					1208	1208					
Staines (SNS)	d	1108	1103	1103	1128			1138	1133	1133	1158			1208	1203	1203	1203	1203
Ashford (Surrey) (AFS)	d	1111	1106	1106				1141	1136	1136				1211	1206	1206	1206	1206
Feltham (FEL)	d	1116	1111	1111	1135			1146	1141	1141	1205			1216	1211	1211	1211	1211
Whitton (WTN)	d	1120						1150						1220				
Twickenham (TWI)	d 1113	1123			1141	1143	1143	1153			1211	1213	1213	1223				
St Margarets (SMG)	d 1115					1145	1145					1215	1215					
Richmond (RMD)	⊖ d 1119	1128			1145	1149	1149	1158			1215	1219	1219	1228				
North Sheen (NSH)	d 1121					1151	1151					1221	1221					
Mortlake (MTL)	d 1123					1153	1153					1223	1223					
Hounslow (HOU)	d		1117	1117					1147	1147						1217	1217	1217
Isleworth (ISL)	d		1120	1120					1150	1150						1220	1220	1220
Syon Lane (SYL)	d		1122	1122					1152	1152						1222	1222	1222
Brentford (BFD)	d		1124	1124					1154	1154						1224	1224	1239h
Kew Bridge (KWB)	d		1127	1127					1157	1157						1227	1227	1242
Chiswick (CHK)	d		1129	1129					1159	1159						1229	1229	1245
Barnes Bridge (BNI)	d		1132	1132					1202	1202						1232	1232	1247
Barnes (BNS)	d 1126		1135	1135		1156	1156		1205	1205		1226	1226		1235	1235	1250	
Putney (PUT)	d 1129	1134	1138	1138		1159	1159	1204	1208	1208		1229	1229	1234	1238	1238		
Wandsworth Town (WNT)	d 1132		1141j	1141		1202j	1202		1211j	1211		1232j	1232		1241j	1241		
Clapham Junction (CLJ)	10 d 1135	1139	1144	1144	1154	1206	1206	1209	1214	1214	1224	1235	1235	1239	1244	1244	1258	
Queenstown Rd.(Battersea) (QRB)	d 1138		1147	1147		1209	1209		1217	1217		1238	1238		1247	1247		
Vauxhall (VXH)	⊖ d 1142	1145	1151	1151		1213	1213	1216	1221	1221	1230	1242	1242	1245	1251	1251		
London Waterloo (WAT)	⊖ 15 a 1146	1149	1158	1158	1204	1217	1217	1220	1228	1228	1235	1246	1246	1249	1258	1258	1309	

Operator Days of operation/Notes	SW F	SW MO WW	SW MX WW	SW D	SW MO J	SW MX J	SW F	SW MO WW	SW MX WW	SW D	SW MO J	SW MX J	SW F	SW WW	SW D	SW J	SW F
Kingston (KNG)	d	1228	1228					1258	1258					1328			
Hampton Wick (HMW)	d	1230	1230					1300	1300					1330			
Teddington (TED)	d	1235	1235					1305	1305					1335			
Strawberry Hill (STW)	d	1238	1238					1308	1308					1338			
Staines (SNS)	d 1228			1238	1233	1233	1258			1308	1303	1303	1328		1338	1333	1358
Ashford (Surrey) (AFS)	d			1241	1236	1236				1311	1306	1306			1341	1336	
Feltham (FEL)	d 1235			1246	1241	1241	1305			1316	1311	1311	1335		1346	1341	1405
Whitton (WTN)	d			1250						1320					1350		
Twickenham (TWI)	d 1241	1243	1243	1253			1311	1313	1313	1323			1341	1343	1353		1411
St Margarets (SMG)	d	1245	1245					1315	1315					1345			
Richmond (RMD)	⊖ d 1245	1249	1249	1258			1315	1319	1319	1328			1345	1349	1358		1415
North Sheen (NSH)	d	1251	1251					1321	1321					1351			
Mortlake (MTL)	d	1253	1253					1323	1323					1353			
Hounslow (HOU)	d				1247	1247					1317	1317				1347	
Isleworth (ISL)	d				1250	1250					1320	1320				1350	
Syon Lane (SYL)	d				1252	1252					1322	1322				1352	
Brentford (BFD)	d				1254	1254					1324	1324				1354	
Kew Bridge (KWB)	d				1257	1257					1327	1327				1357	
Chiswick (CHK)	d				1259	1259					1329	1329				1359	
Barnes Bridge (BNI)	d				1302	1302					1332	1332				1402	
Barnes (BNS)	d	1256	1256		1305	1305		1326	1326		1335	1335		1356		1405	
Putney (PUT)	d	1259	1259	1304	1308	1308		1329	1329	1334	1338	1338		1359	1404	1408	
Wandsworth Town (WNT)	d	1302j	1302		1311j	1311		1332j	1332		1341j	1341		1402		1411	
Clapham Junction (CLJ)	10 d 1256e	1305	1305	1309	1314	1314	1324	1335	1335	1339	1343	1343	1354	1405	1410	1414	1424
Queenstown Rd.(Battersea) (QRB)	d	1308	1308		1317	1317		1338	1338		1346	1346		1408		1417	
Vauxhall (VXH)	⊖ d 1302	1312	1312	1315	1320	1320	1330	1342	1342	1345	1350	1350	1400	1412	1415	1421	1430
London Waterloo (WAT)	⊖ 15 a 1307	1316	1316	1319	1328	1328	1335	1346	1346	1349	1358	1358	1405	1416	1420	1428	1435

NOTES (see introductory pages for explanation of train operator codes and standard symbols)

a Arrival time MX Not Mondays
d Departure time
e Arrives 3 minutes earlier
h Arrives 15 minutes earlier
j Calls until 20 July and from 21 September

D From Windsor & Eton Riverside
F From Reading
J From Weybridge
WW From London Waterloo via Wimbledon

FO Fridays only
MFX Not Mondays and Fridays
MO Mondays only

Kingston, Twickenham, Richmond, Hounslow and Putney to London

Mondays to Fridays

Operator Days of operation/Notes	SW WW	SW D	SW J	SW F	SW WW	SW D	SW J	SW F	SW WW	SW D	SW J	SW F	SW WW	SW D	SW J	SW WH	SW F
Kingston (KNG)	d	1358			1428				1458				1528				
Hampton Wick (HMW)	d	1400			1430				1500				1530				
Teddington (TED)	d	1405			1435				1505				1535				
Strawberry Hill (STW)	d	1408			1438				1508				1538				
Staines (SNS)	d		1408	1403	1428		1438	1433	1458		1508	1503	1528		1538	1533	1558
Ashford (Surrey) (AFS)	d		1411	1406			1441	1436			1511	1506			1541	1536	
Feltham (FEL)	d		1416	1411	1435		1446	1441	1505		1516	1511	1535		1546	1541	1605
Whitton (WTN)	d		1420			1450				1520					1550		1553
Twickenham (TWI)	d	1413	1423		1441	1443	1453		1511	1513	1523		1541	1543	1553		1611
St Margarets (SMG)	d	1415			1445	1445			1515	1515			1545	1545			1600
Richmond (RMD)	⊖ d	1419	1428		1445	1449	1458		1515	1519	1528		1545	1549	1558		1603
North Sheen (NSH)	d	1421			1451	1451			1521	1521			1551	1551			1605
Mortlake (MTL)	d	1423			1453	1453			1523	1523			1553	1553			1608
Hounslow (HOU)	d			1417			1447				1517					1547	
Isleworth (ISL)	d			1420			1450				1520					1550	
Syon Lane (SYL)	d			1422			1452				1522					1552	
Brentford (BFD)	d			1424			1454				1524					1554	
Kew Bridge (KWB)	d			1427			1457				1527					1557	
Chiswick (CHK)	d			1429			1459				1529					1559	
Barnes Bridge (BNI)	d			1432			1502				1532					1602	
Barnes (BNS)	d	1426		1435		1456	1505		1526		1535		1556		1605	1611	
Putney (PUT)	d	1429	1434	1438		1459	1504	1508	1529	1534	1538		1559	1604	1608	1614	
Wandsworth Town (WNT)	d	1432		1441		1502	1511		1532		1541		1602		1611	1617	
Clapham Junction (CLJ)	10 d	1435	1439	1444	1454	1505	1509	1514	1524	1535	1540	1544	1554	1605	1609	1614	1624
Queenstown Rd.(Battersea) (QRB)	d	1438		1447		1508	1517		1538		1547		1608		1617	1620	
Vauxhall (VXH)	⊖ d	1442	1445	1450	1500	1512	1515	1520	1530	1542	1545	1550	1600	1612	1615	1620	1630
London Waterloo (WAT)	⊖ 15 a	1446	1449	1458	1505	1516	1519	1528	1535	1546	1551	1558	1605	1616	1619	1626	1635

Operator Days of operation/Notes	SW WM	SW WW	SW D	SW J	SW WH	SW F	SW WM	SW WW	SW D	SW J	SW WH	SW F	SW WM	SW WW	SW D	SW J	SW WH
Kingston (KNG)	d	1558						1628						1658			
Hampton Wick (HMW)	d	1600						1630						1700			
Teddington (TED)	d	1605						1635						1705			
Strawberry Hill (STW)	d	1608						1638						1708			
Staines (SNS)	d			1608	1603		1628		1638	1633		1658			1708	1703	
Ashford (Surrey) (AFS)	d			1611	1606			1641	1636					1711	1706		
Feltham (FEL)	d			1616	1611		1635		1646	1641		1705			1716	1711	
Whitton (WTN)	d	1550		1620		1623		1620	1650		1653		1650		1720		1723
Twickenham (TWI)	d		1613	1623		1628	1641		1643	1653		1658	1711		1713	1723	1728
St Margarets (SMG)	d		1615			1630			1645			1700			1715		1730
Richmond (RMD)	⊖ d		1619	1628		1633	1645		1649	1658		1703	1715		1719	1728	1733
North Sheen (NSH)	d		1621			1635			1651			1705			1721		1735
Mortlake (MTL)	d		1623			1638			1653			1708			1723		1738
Hounslow (HOU)	d	1601e			1617		1631e			1647			1701e			1717	
Isleworth (ISL)	d	1604			1620		1634			1650			1704			1720	
Syon Lane (SYL)	d	1606			1622		1636			1652			1706			1722	
Brentford (BFD)	d	1609			1624		1639			1654			1709			1724	
Kew Bridge (KWB)	d	1611			1627		1641			1657			1711			1727	
Chiswick (CHK)	d	1614			1629		1644			1659			1714			1729	
Barnes Bridge (BNI)	d	1616			1632		1646			1702			1716			1732	
Barnes (BNS)	d	1619	1626		1635	1641		1649	1656		1705	1711		1719	1726	1735	1741
Putney (PUT)	d	1622	1629	1634	1638	1644		1652	1659	1704	1708	1714		1722	1729	1738	1744
Wandsworth Town (WNT)	d	1625	1632		1641	1647		1655	1702		1711	1717		1725	1732	1741	1747
Clapham Junction (CLJ)	10 d	1629	1635	1639	1644	1650	1654	1659	1705	1709	1714	1720	1725	1729	1735	1744	1750
Queenstown Rd.(Battersea) (QRB)	d		1638		1647			1708			1717			1738		1747	
Vauxhall (VXH)	⊖ d	1634	1642	1645	1650	1655	1700	1704	1712	1714	1720	1725	1731	1734	1742	1750	1755
London Waterloo (WAT)	⊖ 15 a	1639	1646	1649	1656	1700	1705	1709	1716	1719	1728	1732	1737	1741	1748	1755	1802

NOTES (see introductory pages for explanation of train operator codes and standard symbols)

a Arrival time
d Departure time
e Arrives 3 minutes earlier

D From Windsor & Eton Riverside
F From Reading
J From Weybridge
WH From London Waterloo via Hounslow
WM From London Waterloo via Mortlake
WW From London Waterloo via Wimbledon

Kingston, Twickenham, Richmond, Hounslow and Putney to London

Mondays to Fridays

Operator Days of operation/Notes	SW F	SW WM	SW WW	SW D	SW J	SW WH	SW	SW F	SW WM	SW WW	SW D	SW J	SW WH	SW F	SW WM	SW WW	SW D
Kingston (KNG)	d		1728							1758						1828	
Hampton Wick (HMW)	d		1730							1800						1830	
Teddington (TED)	d		1735							1805						1835	
Strawberry Hill (STW)	d		1738				1801			1808						1838	
Staines (SNS)	d	1728		1738	1733			1759			1808	1803		1828			1838
Ashford (Surrey) (AFS)	d			1741	1736						1811	1806					1841
Feltham (FEL)	d	1735		1746	1741			1806			1816	1811		1835			1846
Whitton (WTN)	d		1720	1750		1753			1750		1820		1823		1820		1850
Twickenham (TWI)	d	1741		1743	1753		1758	1806	1811		1813	1823		1828	1841	1843	1853
St Margarets (SMG)	d			1745			1800				1815			1830		1845	
Richmond (RMD)	⊖ d	1745		1749	1758		1803	1811	1816		1819	1828		1833	1845	1849	1858
North Sheen (NSH)	d			1751			1805				1821			1835		1851	
Mortlake (MTL)	d			1753			1808				1823			1838		1853	
Hounslow (HOU)	d		1731e			1747				1801e			1817			1831e	
Isleworth (ISL)	d		1734			1750				1804			1820			1834	
Syon Lane (SYL)	d		1736			1752				1806			1822			1836	
Brentford (BFD)	d		1739			1754				1809			1825			1839	
Kew Bridge (KWB)	d		1742			1757				1811			1827			1841	
Chiswick (CHK)	d		1744			1759				1814			1830			1844	
Barnes Bridge (BNI)	d		1747			1802				1816			1832			1846	
Barnes (BNS)	d		1750	1756		1805	1811			1819	1826		1835	1841		1849	1856
Putney (PUT)	d		1753	1759	1804	1808	1814	1817		1822	1829	1834	1838	1844		1852	1859
Wandsworth Town (WNT)	d		1756	1802		1811	1817			1825	1832		1841	1847		1855	1902
Clapham Junction (CLJ)	10 d	1754	1759	1805	1809	1814	1820	1822	1826	1829	1835	1839	1844	1850	1854	1859	1905
Queenstown Rd.(Battersea) (QRB)	d			1808		1817				1838			1847			1908	
Vauxhall (VXH)	⊖ d	1800	1804	1812	1815	1820	1825	1828	1832	1835	1842	1845	1851	1855	1900	1904	1912
London Waterloo (WAT)	⊖ 15 a	1805	1811	1819	1819	1826	1832	1832	1837	1842	1848	1849	1856	1902	1905	1911	1918

Operator Days of operation/Notes	SW J	SW WH	SW A	SW B	SW F	SW WM	SW WW	SW D	SW J	SW WM	SW WH	SW F	SW WW	SW D	SW J	SW WH	SW F
Kingston (KNG)	d						1858						1928				
Hampton Wick (HMW)	d						1900						1930				
Teddington (TED)	d						1905						1935				
Strawberry Hill (STW)	d						1908						1938				
Staines (SNS)	d	1833			1859			1908	1903			1929		1938	1933		1959
Ashford (Surrey) (AFS)	d	1836						1911	1906					1941	1936		
Feltham (FEL)	d	1841			1905			1916	1911			1935		1946	1941		2005
Whitton (WTN)	d		1853			1850		1920		1920	1923		1950		1953		
Twickenham (TWI)	d		1858a	1904	1904	1911		1913	1923			1928a	1942	1944	1953	1956a	2011
St Margarets (SMG)	d			1906	1906			1915					1946				
Richmond (RMD)	⊖ d			1910	1910	1915		1919	1928			1946	1949	1958			2015
North Sheen (NSH)	d			1912	1912			1921					1951				
Mortlake (MTL)	d			1914	1914			1923					1954				
Hounslow (HOU)	d	1847				1901			1917	1926a					1947		
Isleworth (ISL)	d	1850				1904			1920						1950		
Syon Lane (SYL)	d	1852				1906			1922						1952		
Brentford (BFD)	d	1854				1909			1924						1954		
Kew Bridge (KWB)	d	1857				1911			1927						1957		
Chiswick (CHK)	d	1859				1914			1929						1959		
Barnes Bridge (BNI)	d	1902				1916			1932						2002		
Barnes (BNS)	d	1905		1917	1917	1919	1926	1935					1957		2005		
Putney (PUT)	d	1908		1920	1920	1922	1929	1934	1938				2000	2004	2008		
Wandsworth Town (WNT)	d	1911		1923	1923	1925	1932	1941					2003		2011		
Clapham Junction (CLJ)	10 d	1914		1926	1926	1924	1928	1935	1939	1944		1955	2006	2009	2014		2024
Queenstown Rd.(Battersea) (QRB)	d	1917					1938	1947					2009		2017		
Vauxhall (VXH)	⊖ d	1920		1932	1932	1930	1934	1942	1945	1950		2001	2012	2015	2020		2030
London Waterloo (WAT)	⊖ 15 a	1928		1937	1939	1935	1942	1948	1949	1958		2007	2019	2020	2028		2035

NOTES (see introductory pages for explanation of train operator codes and standard symbols)

- a Arrival time
d Departure time
e Arrives 3 minutes earlier

- A Runs until 18 September. From Shepperton
B Runs from 21 September. From Shepperton
D From Windsor & Eton Riverside
F From Reading
J From Weybridge
WH From London Waterloo via Hounslow
WM From London Waterloo via Mortlake
WW From London Waterloo via Wimbledon

Kingston, Twickenham, Richmond, Hounslow and Putney to London

Mondays to Fridays

Operator Days of operation/Notes	SW WW	SW D	SW J	SW F	SW WW	SW D	SW FO J	SW FX J	SW F	SW WW	SW D	SW FO J	SW FX J	SW F	SW WW	SW D	SW J
Kingston (KNG)	d	1958			2028					2058					2128		2133
Hampton Wick (HMW)	d	2000			2030					2100					2130		
Teddington (TED)	d	2005			2035					2105					2135		
Strawberry Hill (STW)	d	2008			2038					2108					2138		
Staines (SNS)	d		2008	2003	2029	2038	2033	2033	2058	2108	2103	2103	2128			2138	2133
Ashford (Surrey) (AFS)	d		2011	2006		2041	2036	2036		2111	2106	2106				2141	2136
Feltham (FEL)	d		2016	2011	2035	2046	2041	2041	2105	2116	2111	2111	2135			2146	2141
Whitton (WTN)	d		2020			2050				2120						2150	
Twickenham (TWI)	d	2013	2023		2041	2043	2053		2111	2113	2123			2141	2143	2153	
St Margarets (SMG)	d	2015			2045	2045			2115	2115					2145		
Richmond (RMD)	⊖ d	2019	2028		2045	2049	2058		2115	2119	2128			2145	2149	2158	
North Sheen (NSH)	d	2021				2051				2121					2151		
Mortlake (MTL)	d	2023				2053				2123					2153		
Hounslow (HOU)	d			2017			2047	2047				2117	2117				2147
Isleworth (ISL)	d			2020			2050	2050				2120	2120				2150
Syon Lane (SYL)	d			2022			2052	2052				2122	2122				2152
Brentford (BFD)	d			2024			2054	2054				2124	2124				2154
Kew Bridge (KWB)	d			2027			2057	2057				2127	2127				2157
Chiswick (CHK)	d			2029			2059	2059				2129	2129				2159
Barnes Bridge (BNI)	d			2032			2102	2102				2132	2132				2202
Barnes (BNS)	d	2026		2035		2056	2105	2105		2126		2135	2135		2156		2205
Putney (PUT)	d	2029	2034	2038		2059	2108	2108		2129	2134	2138	2138		2159	2204	2208
Wandsworth Town (WNT)	d	2032		2041		2102	2111	2111		2132		2141	2141		2202		2211
Clapham Junction (CLJ)	10 d	2035	2039	2044	2054	2105	2114	2114	2126	2135	2139	2144	2144	2154	2205	2209	2214
Queenstown Rd.(Battersea) (QRB)	d	2038		2047		2108	2117	2117		2138		2147	2147		2208		2217
Vauxhall (VXH)	⊖ d	2042	2045	2050	2100	2112	2121	2121	2133	2142	2145	2150	2150	2200	2212	2215	2221
London Waterloo (WAT)	⊖ 15 a	2046	2049	2058	2105	2116	2126	2128	2137	2146	2149	2156	2158	2205	2216	2219	2228

Operator Days of operation/Notes	SW F	SW WW	SW D	SW J	SW F	SW WW	SW D	SW J	SW F	SW WW	SW D	SW FX J	SW FO J	SW FO F	SW WW	SW J	SW FO D
Kingston (KNG)	d		2158			2228				2258					2328		
Hampton Wick (HMW)	d		2200			2230				2300					2330		
Teddington (TED)	d		2205			2235				2305					2335		
Strawberry Hill (STW)	d		2208			2238				2308					2338		
Staines (SNS)	d	2158		2208	2203	2228	2238	2233	2258	2308	2303	2303	2329		2336	2353	
Ashford (Surrey) (AFS)	d		2211	2206		2241	2236	2241		2311	2306	2306			2339	2356	
Feltham (FEL)	d	2205		2216	2211	2235	2246	2241	2305	2316	2311	2311	2335		2344	0001	
Whitton (WTN)	d		2220			2250				2320						0005	
Twickenham (TWI)	d	2211	2213	2223		2241	2243		2311	2313	2323			2341	2343		0008
St Margarets (SMG)	d		2215			2245			2315	2315					2345		
Richmond (RMD)	⊖ d	2215	2219	2228		2245	2249	2258	2315	2319	2328			2345	2349		0013
North Sheen (NSH)	d		2221			2251				2321					2351		
Mortlake (MTL)	d		2223			2253				2323					2353		
Hounslow (HOU)	d				2217				2247			2317	2317			2350	
Isleworth (ISL)	d				2220				2250			2320	2320			2353	
Syon Lane (SYL)	d				2222				2252			2322	2322			2355	
Brentford (BFD)	d				2224				2254			2324	2324			2357	
Kew Bridge (KWB)	d				2227				2257			2327	2327			0001	
Chiswick (CHK)	d				2229				2259			2329	2329			0004	
Barnes Bridge (BNI)	d				2232				2302			2332	2332			0006	
Barnes (BNS)	d		2226		2235		2256		2305		2326	2335	2335		2356	0008	
Putney (PUT)	d		2229	2234	2238		2259	2304	2308		2329	2338	2338		2359	0011	0019
Wandsworth Town (WNT)	d		2232		2241		2302		2311		2332	2341	2341		0002	0014	
Clapham Junction (CLJ)	10 d	2224	2235	2239	2244	2254	2305	2309	2314	2324	2335	2344	2344	2355	0005	0017	0024
Queenstown Rd.(Battersea) (QRB)	d		2238		2247		2308		2317		2338	2347	2347		0008	0020	
Vauxhall (VXH)	⊖ d	2231	2242	2245	2250	2300	2312	2315	2320	2330	2342	2345	2350	2350	0001	0012	0024
London Waterloo (WAT)	⊖ 15 a	2236	2246	2249	2258	2305	2316	2319	2326	2335	2346	2349	2356	2358	0005	0016	0029






NOTES (see introductory pages for explanation of train operator codes and standard symbols)

- a Arrival time
d Departure time
- D From Windsor & Eton Riverside
F From Reading
J From Weybridge
WW From London Waterloo via Wimbledon

- FO Fridays only
FX Not Fridays

Kingston, Twickenham, Richmond, Hounslow and Putney to London

Mondays to Fridays

Operator Days of operation/Notes		SW FX F	SW FO M	SW FO N	SW FO WW	SW SM J
Kingston (KNG)	d				2359	
Hampton Wick (HMW)	d				0001	
Teddington (TED)	d				0006	
Strawberry Hill (STW)	d				0009	
Staines (SNS)	d	2359	2358	2358		0003
Ashford (Surrey) (AFS)	d					0006
Feltham (FEL)	d	0005	0005	0005		0011
Whitton (WTN)	d					
Twickenham (TWI)	d	0011	0012	0012	0014	
St Margarets (SMG)	d				0016	
Richmond (RMD) 	d	0015	0016	0016	0020	
North Sheen (NSH)	d				0022	
Mortlake (MTL)	d				0024	
Hounslow (HOU)	d					0017
Isleworth (ISL)	d					0020
Syon Lane (SYL)	d					0022
Brentford (BFD)	d					0024
Kew Bridge (KWB)	d					0027
Chiswick (CHK)	d					0029
Barnes Bridge (BNI)	d					0032
Barnes (BNS)	d				0027	0035
Putney (PUT)	d				0030	0038
Wandsworth Town (WNT)	d				0033	0041
Clapham Junction (CLJ) 	d	0024	0025	0025	0036	0044
Queenstown Rd.(Battersea) (QRB)	d				0039	0047
Vauxhall (VXH) 	d	0029	0030	0030	0043	0050
London Waterloo (WAT)   a	d	0034	0035	0037	0047	0055

NOTES (see introductory pages for explanation of train operator codes and standard symbols)

- a** Arrival time
d Departure time
F From Reading
J From Weybridge
M Runs until 24 July. From Reading
N Runs from 31 July. From Reading
WW From London Waterloo via Wimbledon

- FO** Fridays only
FX Not Fridays
SM Saturday mornings

Kingston, Twickenham, Richmond, Hounslow and Putney to London

Saturdays

Operator Days of operation/Notes	SW	SW	SW	SW	SW A	SW	SW	SW B	SW C	SW D	SW E	SW B	SW	SW D	SW WW	SW B
Kingston (KNG)	d						0559				0628				0658	
Hampton Wick (HMW)	d						0601				0630				0700	
Teddington (TED)	d						0605				0635				0705	
Strawberry Hill (STW)	d		0538				0609				0638				0708	
Staines (SNS)	d	0458			0537		0559	0608	0603	0628		0638	0633	0658		0708
Ashford (Surrey) (AFS)	d	0501			0540			0611	0606			0641	0636			0711
Feltham (FEL)	d	0506			0545		0605	0616	0611	0635		0646	0641	0705		0716
Whitton (WTN)	d	0510			0549	0542c		0620				0650				0720
Twickenham (TWI)	d	0513		0543	0553	0539	0611	0613		0641	0643	0653		0711	0713	0723
St Margarets (SMG)	d	0515		0545				0615			0645				0715	
Richmond (RMD)	⊖ d	0519		0549	0558		0615	0619		0645	0649	0658		0715	0719	0728
North Sheen (NSH)	d	0521		0551				0621			0651				0721	
Mortlake (MTL)	d	0523		0553				0623			0653				0723	
Hounslow (HOU)	d		0531			0547			0617				0647			
Isleworth (ISL)	d		0534			0550			0620				0650			
Syon Lane (SYL)	d		0536			0552			0622				0652			
Brentford (BFD)	d		0538			0554			0624				0654			
Kew Bridge (KWB)	d		0541			0557			0627				0657			
Chiswick (CHK)	d		0543			0559			0629				0659			
Barnes Bridge (BNI)	d		0546			0602			0632				0702			
Barnes (BNS)	d	0526	0549	0556		0605		0626	0635		0656		0705		0726	
Putney (PUT)	d	0529	0552	0559	0604	0608		0629	0634	0638	0659	0704	0708		0729	0734
Wandsworth Town (WNT)	d	0532	0555	0602		0611		0632	0641		0702		0711		0732	
Clapham Junction (CLJ)	10 d	0535	0558	0605	0609	0614	0624	0635	0639	0644	0654	0705	0709	0714	0724	0735
Queenstown Rd.(Battersea) (QRB)	d	0538	0601	0608		0617		0638	0647		0708		0717		0738	
Vauxhall (VXH)	⊖ d	0542	0604	0612	0615	0620	0630	0642	0645	0650	0700	0712	0715	0720	0730	0742
London Waterloo (WAT)	⊖ 15 a	0546	0609	0616	0619	0628	0634	0646	0649	0658	0705	0716	0719	0728	0735	0746

Operator Days of operation/Notes	SW F	SW D	SW WW	SW B	SW F	SW D	SW WW	SW B	SW F	SW D	SW WW	SW B	SW F	SW D	SW WW	SW B
Kingston (KNG)	d		0728				0758				0828				0858	
Hampton Wick (HMW)	d		0730				0800				0830				0900	
Teddington (TED)	d		0735				0805				0835				0905	
Strawberry Hill (STW)	d		0738				0808				0838				0908	
Staines (SNS)	d	0703	0728		0738	0733	0758	0808	0803	0828		0838	0833	0858		0908
Ashford (Surrey) (AFS)	d	0706			0741	0736		0811	0806			0841	0836			0911
Feltham (FEL)	d	0711	0735		0746	0741	0805	0816	0811	0835		0846	0841	0905		0916
Whitton (WTN)	d			0750				0820				0850				0920
Twickenham (TWI)	d		0741	0743	0753		0811	0813		0841	0843	0853		0911	0913	0923
St Margarets (SMG)	d			0745				0815			0845				0915	
Richmond (RMD)	⊖ d		0745	0749	0758		0815	0819	0828		0845	0849	0858		0915	0928
North Sheen (NSH)	d			0751				0821				0851			0921	
Mortlake (MTL)	d			0753				0823				0853			0923	
Hounslow (HOU)	d	0717				0747			0817				0847			
Isleworth (ISL)	d	0720				0750			0820				0850			
Syon Lane (SYL)	d	0722				0752			0822				0852			
Brentford (BFD)	d	0724				0754			0824				0854			
Kew Bridge (KWB)	d	0727				0757			0827				0857			
Chiswick (CHK)	d	0729				0759			0829				0859			
Barnes Bridge (BNI)	d	0732				0802			0832				0902			
Barnes (BNS)	d	0735		0756		0805		0826	0835		0856		0905		0926	
Putney (PUT)	d	0738		0759	0804	0808		0829	0834	0838	0859	0904	0908		0929	0934
Wandsworth Town (WNT)	d	0741		0802		0811		0832	0841		0902		0911		0932	
Clapham Junction (CLJ)	10 d	0744	0754	0805	0809	0814	0824	0835	0839	0844	0854	0905	0909	0914	0924	0935
Queenstown Rd.(Battersea) (QRB)	d	0747		0808		0817		0838	0847		0908		0917		0938	
Vauxhall (VXH)	⊖ d	0750	0800	0812	0815	0820	0830	0842	0845	0850	0900	0912	0915	0920	0930	0942
London Waterloo (WAT)	⊖ 15 a	0758	0805	0816	0819	0828	0835	0846	0849	0855	0905	0916	0919	0926	0935	0947

NOTES (see introductory pages for explanation of train operator codes and standard symbols)

- a Arrival time
d Departure time
c Calls at Whitton after Twickenham

- A From Twickenham
B From Windsor & Eton Riverside
C From Woking
D From Reading
E From Wimbledon
F From Weybridge
WW From London Waterloo via Wimbledon

Kingston, Twickenham, Richmond, Hounslow and Putney to London

Saturdays

Operator Days of operation/Notes	SW F	SW D	SW WW	SW B	SW F	SW D	SW WW	SW B	SW F	SW D	SW WW	SW B	SW F	SW D	SW WW	SW B
Kingston (KNG)	d		0928				0958				1028				1058	
Hampton Wick (HMW)	d		0930				1000				1030				1100	
Teddington (TED)	d		0935				1005				1035				1105	
Strawberry Hill (STW)	d		0938				1008				1038				1108	
Staines (SNS)	d	0903	0928		0938	0933	0958		1008	1003	1028		1038	1033	1058	
Ashford (Surrey) (AFS)	d	0906			0941	0936			1011	1006			1041	1036		1111
Feltham (FEL)	d	0911	0935		0946	0941	1005		1016	1011	1035		1046	1041	1105	1116
Whitton (WTN)	d				0950				1020				1050			1120
Twickenham (TWI)	d		0941	0943	0953		1011	1013	1023		1041	1043	1053		1111	1113
St Margarets (SMG)	d			0945			1015				1045				1115	
Richmond (RMD)	⊖ d		0945	0949	0958		1015	1019	1028		1045	1049	1058		1115	1119
North Sheen (NSH)	d			0951			1021				1051				1121	
Mortlake (MTL)	d			0953			1023				1053				1123	
Hounslow (HOU)	d	0917				0947				1017				1047		
Isleworth (ISL)	d	0920				0950				1020				1050		
Syon Lane (SYL)	d	0922				0952				1022				1052		
Brentford (BFD)	d	0924				0954				1024				1054		
Kew Bridge (KWB)	d	0927				0957				1027				1057		
Chiswick (CHK)	d	0929				0959				1029				1059		
Barnes Bridge (BNI)	d	0932				1002				1032				1102		
Barnes (BNS)	d	0935		0956		1005		1026		1035		1056		1105		1126
Putney (PUT)	d	0938		0959	1004	1008		1029	1034	1038		1059	1104	1108		1129
Wandsworth Town (WNT)	d	0941		1002		1011		1032		1041		1102		1111		1132
Clapham Junction (CLJ)	10 d	0944	0954	1005	1009	1014	1024	1035	1039	1044	1054	1105	1109	1114	1124	1135
Queenstown Rd.(Battersea) (QRB)	d	0947		1008		1017		1038		1047		1108		1117		1138
Vauxhall (VXH)	⊖ d	0950	1000	1012	1015	1020	1030	1042	1045	1050	1100	1112	1115	1120	1130	1142
London Waterloo (WAT)	⊖ 15 a	0955	1005	1016	1019	1026	1035	1046	1049	1056	1105	1116	1119	1126	1135	1147

Operator Days of operation/Notes	SW F	SW D	SW WW	SW B	SW F	SW D	SW WW	SW B	SW F	SW D	SW WW	SW B	SW F	SW D	SW WW	SW B
Kingston (KNG)	d		1128				1158				1228				1258	
Hampton Wick (HMW)	d		1130				1200				1230				1300	
Teddington (TED)	d		1135				1205				1235				1305	
Strawberry Hill (STW)	d		1138				1208				1238				1308	
Staines (SNS)	d	1103	1128		1138	1133	1158		1208	1203	1228		1238	1233	1258	
Ashford (Surrey) (AFS)	d	1106			1141	1136			1211	1206			1241	1236		1311
Feltham (FEL)	d	1111	1135		1146	1141	1205		1216	1211	1235		1246	1241	1305	1316
Whitton (WTN)	d				1150				1220				1250			1320
Twickenham (TWI)	d		1141	1143	1154		1211	1213	1223		1241	1243	1253		1311	1313
St Margarets (SMG)	d			1145			1215				1245				1315	
Richmond (RMD)	⊖ d		1145	1149	1158		1215	1219	1228		1245	1249	1258		1315	1319
North Sheen (NSH)	d			1151			1221				1251				1321	
Mortlake (MTL)	d			1153			1223				1253				1323	
Hounslow (HOU)	d	1117				1147				1217				1247		
Isleworth (ISL)	d	1120				1150				1220				1250		
Syon Lane (SYL)	d	1122				1152				1222				1252		
Brentford (BFD)	d	1124				1154				1224				1254		
Kew Bridge (KWB)	d	1127				1157				1227				1257		
Chiswick (CHK)	d	1129				1159				1229				1259		
Barnes Bridge (BNI)	d	1132				1202				1232				1302		
Barnes (BNS)	d	1135		1156		1205		1226		1235		1256		1305		1326
Putney (PUT)	d	1138		1159	1205	1208		1229	1234	1238		1259	1304	1308		1329
Wandsworth Town (WNT)	d	1141		1202		1211		1232		1241		1302		1311		1332
Clapham Junction (CLJ)	10 d	1144	1154	1205	1211	1214	1224	1235	1239	1244	1254	1305	1309	1314	1324	1335
Queenstown Rd.(Battersea) (QRB)	d	1147		1208		1217		1238		1247		1308		1317		1338
Vauxhall (VXH)	⊖ d	1150	1200	1212	1216	1220	1230	1242	1245	1250	1300	1312	1315	1320	1330	1342
London Waterloo (WAT)	⊖ 15 a	1158	1205	1216	1221	1228	1235	1246	1249	1258	1305	1316	1319	1328	1335	1346

NOTES (see introductory pages for explanation of train operator codes and standard symbols)

- a Arrival time
d Departure time
- B From Windsor & Eton Riverside
D From Reading
F From Weybridge
WW From London Waterloo via Wimbledon

Kingston, Twickenham, Richmond, Hounslow and Putney to London

Saturdays

Operator Days of operation/Notes	SW F	SW D	SW WW	SW B	SW F	SW D	SW WW	SW B	SW F	SW D	SW WW	SW B	SW F	SW D	SW WW	SW B
Kingston (KNG)	d		1328				1358				1428				1458	
Hampton Wick (HMW)	d		1330				1400				1430				1500	
Teddington (TED)	d		1335				1405				1435				1505	
Strawberry Hill (STW)	d		1338				1408				1438				1508	
Staines (SNS)	d	1303	1328	1338	1333	1358		1408	1403	1428		1438	1433	1458		1508
Ashford (Surrey) (AFS)	d	1306		1341	1336			1411	1406			1441	1436			1511
Feltham (FEL)	d	1311	1335	1346	1341	1405		1416	1411	1435		1446	1441	1505		1516
Whitton (WTN)	d			1350				1420				1450				1520
Twickenham (TWI)	d		1341	1343	1353		1411	1413	1423		1441	1443		1511	1513	1523
St Margarets (SMG)	d			1345			1415				1445				1515	
Richmond (RMD)	⊖ d		1345	1349	1358		1415	1419	1428		1445	1449	1458		1515	1519
North Sheen (NSH)	d			1351				1421				1451				1521
Mortlake (MTL)	d			1353				1423				1453				1523
Hounslow (HOU)	d	1317				1347				1417				1447		
Isleworth (ISL)	d	1320				1350				1420				1450		
Syon Lane (SYL)	d	1322				1352				1422				1452		
Brentford (BFD)	d	1324				1354				1424				1454		
Kew Bridge (KWB)	d	1327				1357				1427				1457		
Chiswick (CHK)	d	1329				1359				1429				1459		
Barnes Bridge (BNI)	d	1332				1402				1432				1502		
Barnes (BNS)	d	1335		1356		1405		1426		1435		1456		1505		1526
Putney (PUT)	d	1338		1359	1404	1408		1429	1434	1438		1459	1504	1508		1529
Wandsworth Town (WNT)	d	1341		1402		1411		1432		1441		1502		1511		1532
Clapham Junction (CLJ)	10 d	1344	1354	1405	1409	1414	1424	1435	1439	1444	1454	1505	1509	1514	1524	1535
Queenstown Rd.(Battersea) (QRB)	d	1347		1408		1417		1438		1447		1508		1517		1538
Vauxhall (VXH)	⊖ d	1350	1400	1412	1415	1420	1430	1442	1445	1450	1500	1512	1515	1520	1530	1542
London Waterloo (WAT)	⊖ 15 a	1358	1405	1416	1419	1428	1435	1446	1449	1458	1505	1516	1519	1528	1535	1546

Operator Days of operation/Notes	SW F	SW D	SW WW	SW B	SW F	SW D	SW WW	SW B	SW F	SW D	SW WW	SW B	SW F	SW D	SW WW	SW B
Kingston (KNG)	d		1528				1558				1628				1658	
Hampton Wick (HMW)	d		1530				1600				1630				1700	
Teddington (TED)	d		1535				1605				1635				1705	
Strawberry Hill (STW)	d		1538				1608				1638				1708	
Staines (SNS)	d	1503	1528	1538	1533	1558		1608	1603	1628		1638	1633	1658		1708
Ashford (Surrey) (AFS)	d	1506		1541	1536			1611	1606			1641	1636			1711
Feltham (FEL)	d	1511	1535	1546	1541	1605		1616	1611	1635		1646	1641	1705		1716
Whitton (WTN)	d			1550				1620				1650				1720
Twickenham (TWI)	d		1541	1543	1553		1611	1613	1623		1641	1643	1653		1711	1713
St Margarets (SMG)	d			1545			1615				1645				1715	
Richmond (RMD)	⊖ d		1545	1549	1558		1615	1619	1628		1645	1649	1658		1715	1719
North Sheen (NSH)	d			1551				1621				1651				1721
Mortlake (MTL)	d			1553				1623				1653				1723
Hounslow (HOU)	d	1517				1547				1617				1647		
Isleworth (ISL)	d	1520				1550				1620				1650		
Syon Lane (SYL)	d	1522				1552				1622				1652		
Brentford (BFD)	d	1524				1554				1624				1654		
Kew Bridge (KWB)	d	1527				1557				1627				1657		
Chiswick (CHK)	d	1529				1559				1629				1659		
Barnes Bridge (BNI)	d	1532				1602				1632				1702		
Barnes (BNS)	d	1535		1556		1605		1626		1635		1656		1705		1726
Putney (PUT)	d	1538		1559	1604	1608		1629	1634	1638		1659	1704	1708		1729
Wandsworth Town (WNT)	d	1541		1602		1611		1632		1641		1702		1711		1732
Clapham Junction (CLJ)	10 d	1544	1554	1605	1609	1614	1624	1635	1639	1644	1654	1705	1709	1714	1724	1735
Queenstown Rd.(Battersea) (QRB)	d	1547		1608		1617		1638		1647		1708		1717		1738
Vauxhall (VXH)	⊖ d	1550	1600	1612	1615	1620	1630	1642	1645	1650	1700	1712	1715	1720	1730	1742
London Waterloo (WAT)	⊖ 15 a	1558	1605	1616	1619	1628	1635	1646	1649	1658	1705	1716	1719	1728	1735	1746

NOTES (see introductory pages for explanation of train operator codes and standard symbols)

- a Arrival time
d Departure time
- B From Windsor & Eton Riverside
D From Reading
F From Weybridge
WW From London Waterloo via Wimbledon

Kingston, Twickenham, Richmond, Hounslow and Putney to London

Saturdays

Operator Days of operation/Notes	SW F	SW D	SW WW	SW B	SW F	SW D	SW WW	SW B	SW F	SW D	SW WW	SW B	SW F	SW D	SW WW	SW B
Kingston (KNG)	d		1728				1758				1828				1858	
Hampton Wick (HMW)	d		1730				1800				1830				1900	
Teddington (TED)	d		1735				1805				1835				1905	
Strawberry Hill (STW)	d		1738				1808				1838				1908	
Staines (SNS)	d	1703	1728	1738	1733	1758		1808	1803	1828		1838	1833	1858		1908
Ashford (Surrey) (AFS)	d	1706		1741	1736			1811	1806			1841	1836			1911
Feltham (FEL)	d	1711	1735	1746	1741	1805		1816	1811	1835		1846	1841	1905		1916
Whitton (WTN)	d			1750				1820				1850				1920
Twickenham (TWI)	d		1741	1743		1811	1813	1823		1841	1843	1853		1911	1913	1923
St Margarets (SMG)	d		1745				1815				1845				1915	
Richmond (RMD)	⊖ d		1745	1749	1758		1815	1819	1828		1845	1849	1858		1915	1919
North Sheen (NSH)	d		1751				1821				1851				1921	
Mortlake (MTL)	d		1753				1823				1853				1923	
Hounslow (HOU)	d	1717			1747				1817				1847			
Isleworth (ISL)	d	1720			1750				1820				1850			
Syon Lane (SYL)	d	1722			1752				1822				1852			
Brentford (BFD)	d	1724			1754				1824				1854			
Kew Bridge (KWB)	d	1727			1757				1827				1857			
Chiswick (CHK)	d	1729			1759				1829				1859			
Barnes Bridge (BNI)	d	1732			1802				1832				1902			
Barnes (BNS)	d	1735		1756		1805		1826	1835		1856		1905		1926	
Putney (PUT)	d	1738		1759	1804	1808		1829	1834	1838	1859	1904	1908		1929	1934
Wandsworth Town (WNT)	d	1741		1802		1811		1832	1841		1902		1911		1932	
Clapham Junction (CLJ)	10 d	1744	1754	1805	1809	1814	1824	1835	1839	1844	1854	1905	1909	1914	1924	1935
Queenstown Rd.(Battersea) (QRB)	d	1747		1808		1817		1838	1847		1908		1917		1938	
Vauxhall (VXH)	⊖ d	1750	1800	1812	1815	1820	1830	1842	1845	1850	1900	1912	1915	1920	1930	1942
London Waterloo (WAT)	⊖ 15 a	1758	1805	1816	1819	1828	1835	1846	1849	1858	1905	1916	1919	1928	1935	1946

Operator Days of operation/Notes	SW F	SW D	SW WW	SW B	SW F	SW D	SW WW	SW B	SW F	SW D	SW WW	SW B	SW F	SW D	SW WW	SW B
Kingston (KNG)	d		1928				1958				2028				2058	
Hampton Wick (HMW)	d		1930				2000				2030				2100	
Teddington (TED)	d		1935				2005				2035				2105	
Strawberry Hill (STW)	d		1938				2008				2038				2108	
Staines (SNS)	d	1903	1928	1938	1933	1958		2008	2003	2028		2038	2033	2058		2108
Ashford (Surrey) (AFS)	d	1906		1941	1936			2011	2006			2041	2036			2111
Feltham (FEL)	d	1911	1935	1946	1941	2005		2016	2011	2035		2046	2041	2105		2116
Whitton (WTN)	d			1950				2020				2050				2120
Twickenham (TWI)	d		1941	1943		2011	2013	2023		2041	2043	2053		2111	2113	2123
St Margarets (SMG)	d		1945				2015				2045				2115	
Richmond (RMD)	⊖ d		1945	1949	1958		2015	2019	2028		2045	2049	2058		2115	2119
North Sheen (NSH)	d		1951				2021				2051				2121	
Mortlake (MTL)	d		1953				2023				2053				2123	
Hounslow (HOU)	d	1917			1947				2017				2047			
Isleworth (ISL)	d	1920			1950				2020				2050			
Syon Lane (SYL)	d	1922			1952				2022				2052			
Brentford (BFD)	d	1924			1954				2024				2054			
Kew Bridge (KWB)	d	1927			1957				2027				2057			
Chiswick (CHK)	d	1929			1959				2029				2059			
Barnes Bridge (BNI)	d	1932			2002				2032				2102			
Barnes (BNS)	d	1935		1956		2005		2026	2035		2056		2105		2126	
Putney (PUT)	d	1938		1959	2004	2008		2029	2034	2038	2059	2104	2108		2129	2134
Wandsworth Town (WNT)	d	1941		2002		2011		2032	2041		2102		2111		2132	
Clapham Junction (CLJ)	10 d	1944	1954	2005	2009	2014	2024	2035	2039	2044	2054	2105	2109	2114	2124	2135
Queenstown Rd.(Battersea) (QRB)	d	1947		2008		2017		2038	2047		2108		2117		2138	
Vauxhall (VXH)	⊖ d	1950	2000	2012	2015	2020	2030	2042	2045	2050	2100	2112	2115	2120	2130	2142
London Waterloo (WAT)	⊖ 15 a	1958	2005	2016	2019	2028	2035	2046	2049	2058	2105	2116	2119	2128	2135	2146

NOTES (see introductory pages for explanation of train operator codes and standard symbols)

- a Arrival time
d Departure time
- B From Windsor & Eton Riverside
D From Reading
F From Weybridge
WW From London Waterloo via Wimbledon

Kingston, Twickenham, Richmond, Hounslow and Putney to London

Saturdays

Operator Days of operation/Notes	SW F	SW D	SW WW	SW B	SW F	SW D	SW WW	SW B	SW F	SW D	SW WW	SW B	SW F	SW D	SW WW	SW B
Kingston (KNG)	d		2128				2158				2228				2258	
Hampton Wick (HMW)	d		2130				2200				2230				2300	
Teddington (TED)	d		2135				2205				2235				2305	
Strawberry Hill (STW)	d		2138				2208				2238				2308	
Staines (SNS)	d	2103	2129		2138	2133	2158		2208	2203	2228		2238	2233	2258	2308
Ashford (Surrey) (AFS)	d	2106			2141	2136			2211	2206			2241	2236		2311
Feltham (FEL)	d	2111	2135		2146	2141	2205		2216	2211	2235		2246	2241	2305	2316
Whitton (WTN)	d			2150				2220					2250			2320
Twickenham (TWI)	d		2141	2143		2211	2213	2223		2241	2243		2253		2311	2323
St Margarets (SMG)	d		2145				2215				2245				2315	
Richmond (RMD)	⊖ d		2145	2149	2158		2215	2219	2228		2245		2258		2315	2328
North Sheen (NSH)	d		2151				2221				2251				2321	
Mortlake (MTL)	d		2153				2223				2253				2323	
Hounslow (HOU)	d	2117			2147				2217					2247		
Isleworth (ISL)	d	2120			2150				2220					2250		
Syon Lane (SYL)	d	2122			2152				2222					2252		
Brentford (BFD)	d	2124			2154				2224					2254		
Kew Bridge (KWB)	d	2127			2157				2227					2257		
Chiswick (CHK)	d	2129			2159				2229					2259		
Barnes Bridge (BNI)	d	2132			2202				2232					2302		
Barnes (BNS)	d	2135		2156		2205		2226	2235		2256		2305		2326	
Putney (PUT)	d	2138		2159	2204	2208		2229	2234	2238	2259	2304	2308		2329	2334
Wandsworth Town (WNT)	d	2141		2202		2211		2232	2241		2302		2311		2332	
Clapham Junction (CLJ)	10 d	2144	2154	2205	2209	2214	2224	2235	2239	2244	2254	2305	2309	2314	2324	2335
Queenstown Rd.(Battersea) (QRB)	d	2147		2208		2217		2238	2247		2308		2317		2338	
Vauxhall (VXH)	⊖ d	2150	2200	2212	2215	2220	2230	2242	2245	2250	2300	2312	2315	2320	2330	2344
London Waterloo (WAT)	⊖ 15 a	2158	2205	2216	2219	2228	2235	2246	2249	2258	2305	2316	2319	2328	2335	2349

Operator Days of operation/Notes	SW F	SW D	SW WW	SW B	SW F	SW D	SW WW	SW SUM F
Kingston (KNG)	d		2328				2359	
Hampton Wick (HMW)	d		2330				0001	
Teddington (TED)	d		2335				0005	
Strawberry Hill (STW)	d		2338				0008	
Staines (SNS)	d	2303	2328		2338	2333	2359	0003
Ashford (Surrey) (AFS)	d	2306			2341	2336		0006
Feltham (FEL)	d	2311	2335		2346	2341	0005	0011
Whitton (WTN)	d			2350				
Twickenham (TWI)	d		2341	2343		0011	0013	
St Margarets (SMG)	d		2345				0015	
Richmond (RMD)	⊖ d		2345	2349	2358		0015	0019
North Sheen (NSH)	d		2351				0021	
Mortlake (MTL)	d		2353				0023	
Hounslow (HOU)	d	2317			2347			0017
Isleworth (ISL)	d	2320			2350			0020
Syon Lane (SYL)	d	2322			2352			0022
Brentford (BFD)	d	2324			2354			0024
Kew Bridge (KWB)	d	2327			2357			0027
Chiswick (CHK)	d	2329			2359			0029
Barnes Bridge (BNI)	d	2332			0002			0032
Barnes (BNS)	d	2335		2356		0005		0026
Putney (PUT)	d	2338		2359	0004	0008		0029
Wandsworth Town (WNT)	d	2341		0002		0011		0032
Clapham Junction (CLJ)	10 d	2344	2354	0005	0009	0014	0024	0035
Queenstown Rd.(Battersea) (QRB)	d	2347		0008		0017		0038
Vauxhall (VXH)	⊖ d	2350	0001	0012	0015	0020	0030	0042
London Waterloo (WAT)	⊖ 15 a	2358	0005	0016	0019	0026	0035	0046

NOTES (see introductory pages for explanation of train operator codes and standard symbols)

- a Arrival time
d Departure time
- B From Windsor & Eton Riverside
D From Reading
F From Weybridge
WW From London Waterloo via Wimbledon
- SUM Sunday mornings

Kingston, Twickenham, Richmond, Hounslow and Putney to London

Sundays

Operator Days of operation/Notes	SW WW	SW A	SW B	SW C	SW WW	SW	SW A	SW D	SW E	SW A	SW WW	SW E	SW A	SW D	SW E	SW A
Kingston (KNG)	d	0649				0749					0849					
Hampton Wick (HMW)	d	0651				0751					0851					
Teddington (TED)	d	0655				0755					0854					
Strawberry Hill (STW)	d	0659				0759					0858					
Staines (SNS)	d		0716	0721	0741		0810	0814	0821	0841	0845		0910	0914	0921	0941
Ashford (Surrey) (AFS)	d		0719	0724				0817	0824		0848			0917	0924	0949
Feltham (FEL)	d		0724	0729	0747		0816	0822	0829	0847	0853		0916	0922	0929	0947
Whitton (WTN)	d		0728					0826			0857			0926		0958
Twickenham (TWI)	d	0703	0732		0753	0803	0822	0829		0853	0900	0923		0929		1001
St Margarets (SMG)	d	0705	0734			0805		0831			0904			0931		
Richmond (RMD)	⊖ d	0709	0737		0758	0809	0826	0835		0857	0905	0908	0927	0935		1005a
North Sheen (NSH)	d	0711	0739			0811		0837			0910			0937		
Mortlake (MTL)	d	0713	0742			0814		0839			0912			0939		
Hounslow (HOU)	d			0736					0835						0935	
Isleworth (ISL)	d			0739					0838						0938	
Syon Lane (SYL)	d			0742					0840						0940	
Brentford (BFD)	d			0744					0842						0943	
Kew Bridge (KWB)	d			0747					0845						0945	
Chiswick (CHK)	d			0750					0847						0948	
Barnes Bridge (BNI)	d			0753					0850						0950	
Barnes (BNS)	d	0716	0745	0756		0817		0842	0852		0915		0942	0953		
Putney (PUT)	d	0719	0748	0759	0808c	0820	0833	0845	0855	0904	0914	0918	0934	0945	0956	1004
Wandsworth Town (WNT)	d	0722	0751	0802		0823		0848	0858		0921		0948	0959		
Clapham Junction (CLJ)	10 d	0726	0754	0807	0813	0827	0837	0851	0901	0908	0918	0924	0938	0951	1002	1008
Queenstown Rd.(Battersea) (QRB)	d	0729	0758	0810		0830		0854	0904		0927		0954	1005		
Vauxhall (VXH)	⊖ d	0734	0802	0815	0819	0833	0844	0858	0908	0914	0925	0931	0944	0958	1009	1014
London Waterloo (WAT)	⊖ 15 a	0738	0807	0819	0823	0839	0848	0902	0913	0918	0929	0935	0948	1003	1014	1020

Operator Days of operation/Notes	SW WW	SW E	SW A	SW D	SW E	SW A	SW WW	SW E	SW A	SW D	SW E	SW A	SW WW	SW E	SW A	SW D
Kingston (KNG)	d	0949					1049						1149			
Hampton Wick (HMW)	d	0951					1051						1151			
Teddington (TED)	d	0955					1055						1155			
Strawberry Hill (STW)	d	0959					1059						1159			
Staines (SNS)	d		1011	1016	1021	1041	1046		1111	1116	1121	1141	1146		1211	1216
Ashford (Surrey) (AFS)	d			1019	1024		1049			1119	1124		1149		1219	1224
Feltham (FEL)	d		1017	1024	1029	1047	1054		1117	1124	1129	1147	1154		1217	1224
Whitton (WTN)	d			1028			1058			1128			1158		1228	
Twickenham (TWI)	d	1003	1023	1032		1053	1101	1103	1123	1132		1153	1201	1203	1223	1232
St Margarets (SMG)	d	1005		1034			1105			1134			1205		1234	
Richmond (RMD)	⊖ d	1012	1027	1037		1057	1106	1109	1127	1137		1157	1206	1209	1227	1237
North Sheen (NSH)	d	1014		1039			1111			1139			1211		1239	
Mortlake (MTL)	d	1016		1042			1113			1142			1213		1242	
Hounslow (HOU)	d				1035						1135					1235
Isleworth (ISL)	d				1038						1138					1238
Syon Lane (SYL)	d				1040						1140					1240
Brentford (BFD)	d				1043						1143					1243
Kew Bridge (KWB)	d				1045						1145					1245
Chiswick (CHK)	d				1048						1148					1248
Barnes Bridge (BNI)	d				1050						1150					1250
Barnes (BNS)	d	1019		1045	1053		1116		1145	1153			1216		1245	1253
Putney (PUT)	d	1022	1034	1048	1056	1104	1114	1119	1134	1148	1156	1204	1214	1219	1234	1248
Wandsworth Town (WNT)	d	1028e		1051	1059		1122		1151	1159			1222		1251	1259
Clapham Junction (CLJ)	10 d	1031	1038	1054	1102	1108	1118	1125	1138	1154	1202	1208	1218	1225	1238	1254
Queenstown Rd.(Battersea) (QRB)	d	1034		1057	1105		1128		1157	1205			1228		1257	1305
Vauxhall (VXH)	⊖ d	1038	1044	1100	1109	1114	1124	1132	1144	1200	1209	1214	1224	1232	1244	1300
London Waterloo (WAT)	⊖ 15 a	1043	1050	1105	1113	1118	1129	1136	1148	1205	1213	1218	1229	1236	1248	1305

NOTES (see introductory pages for explanation of train operator codes and standard symbols)

- a Arrival time
 d Departure time
 c Arrives 4 minutes earlier
 e Arrives 3 minutes earlier

 A From Windsor & Eton Riverside
 B From Weybridge
 C From Ascot
 D From Woking
 E From Reading
 WW From London Waterloo via Wimbledon

Kingston, Twickenham, Richmond, Hounslow and Putney to London

Sundays

Operator Days of operation/Notes	SW WH	SW E	SW A	SW WW	SW F	SW E	SW A	SW D	SW WH	SW E	SW A	SW WW	SW F	SW E	SW A	SW D
Kingston (KNG)	d	1235			1249				1335			1349				
Hampton Wick (HMW)	d	1237			1251				1337			1351				
Teddington (TED)	d	1240			1255				1340			1355				
Strawberry Hill (STW)	d	1243			1259				1343			1359				
Staines (SNS)	d		1241	1246		1311	1316	1321		1341	1346			1411	1416	1421
Ashford (Surrey) (AFS)	d			1249			1319	1324			1349				1419	1424
Feltham (FEL)	d		1247	1254		1317	1324	1329		1347	1354			1417	1424	1429
Whitton (WTN)	d			1258	1259g		1328				1358		1359g		1428	
Twickenham (TWI)	d	1247a	1253	1301	1303	1256f	1323	1332		1347a	1353	1401	1403	1356f	1423	1432
St Margarets (SMG)	d				1305		1334						1405		1434	
Richmond (RMD)	d		1257	1306	1309		1327	1337			1357	1406	1409		1427	1437
North Sheen (NSH)	d				1311		1339						1411			1439
Mortlake (MTL)	d				1313		1342						1413			1442
Hounslow (HOU)	d				1305			1335					1405			1435
Isleworth (ISL)	d				1308			1338					1408			1438
Syon Lane (SYL)	d				1310			1340					1410			1440
Brentford (BFD)	d				1312			1343					1412			1443
Kew Bridge (KWB)	d				1315			1345					1415			1445
Chiswick (CHK)	d				1317			1348					1417			1448
Barnes Bridge (BNI)	d				1320			1350					1420			1450
Barnes (BNS)	d				1316	1323		1345	1353			1416	1423		1445	1453
Putney (PUT)	d		1304	1314	1319	1326	1334	1348	1356		1404	1414	1419	1426	1434	1448
Wandsworth Town (WNT)	d				1322	1329		1351	1359			1422	1429		1451	1459
Clapham Junction (CLJ)	d		1308	1318	1325	1332	1338	1354	1402		1408	1418	1425	1432	1438	1454
Queenstown Rd.(Battersea) (QRB)	d				1328	1335		1357	1405			1428	1435		1457	1505
Vauxhall (VXH)	d		1314	1324	1332	1338	1344	1400	1409		1414	1424	1432	1438	1444	1500
London Waterloo (WAT)	d		1318	1328	1336	1343	1348	1405	1413		1418	1428	1436	1443	1448	1505

Operator Days of operation/Notes	SW WH	SW E	SW A	SW WW	SW F	SW E	SW A	SW D	SW WH	SW E	SW A	SW WW	SW F	SW E	SW A	SW D
Kingston (KNG)	d	1435			1449				1535			1549				
Hampton Wick (HMW)	d	1437			1451				1537			1551				
Teddington (TED)	d	1440			1455				1540			1555				
Strawberry Hill (STW)	d	1443			1459				1543			1559				
Staines (SNS)	d		1441	1446		1511	1516	1521		1541	1546			1611	1616	1621
Ashford (Surrey) (AFS)	d			1449			1519	1524			1549			1619	1624	
Feltham (FEL)	d		1447	1454		1517	1524	1529		1547	1554			1617	1624	1629
Whitton (WTN)	d			1458	1459g		1528				1558		1559g		1628	
Twickenham (TWI)	d	1447a	1453	1501	1503	1456f	1523	1532		1547a	1553	1601	1603	1556f	1623	1632
St Margarets (SMG)	d				1505		1534						1605		1634	
Richmond (RMD)	d		1457	1506	1509		1527	1537			1557	1606	1609		1627	1637
North Sheen (NSH)	d				1511		1539						1611			1639
Mortlake (MTL)	d				1513		1542						1613			1642
Hounslow (HOU)	d				1505			1535					1605			1635
Isleworth (ISL)	d				1508			1538					1608			1638
Syon Lane (SYL)	d				1510			1540					1610			1640
Brentford (BFD)	d				1512			1543					1612			1643
Kew Bridge (KWB)	d				1515			1545					1615			1645
Chiswick (CHK)	d				1517			1548					1617			1648
Barnes Bridge (BNI)	d				1520			1550					1620			1650
Barnes (BNS)	d				1516	1523		1545	1553			1616	1623		1645	1653
Putney (PUT)	d		1504	1514	1519	1526	1534	1548	1556		1604	1614	1619	1626	1634	1648
Wandsworth Town (WNT)	d				1522	1529		1551	1559			1622	1629		1651	1659
Clapham Junction (CLJ)	d		1508	1518	1525	1532	1538	1554	1602		1608	1618	1625	1632	1638	1654
Queenstown Rd.(Battersea) (QRB)	d				1528	1535		1557	1605			1628	1635		1657	1705
Vauxhall (VXH)	d		1514	1524	1532	1538	1544	1600	1609		1614	1624	1632	1638	1644	1700
London Waterloo (WAT)	d		1518	1528	1536	1543	1548	1605	1613		1618	1628	1636	1643	1648	1705

NOTES (see introductory pages for explanation of train operator codes and standard symbols)

- a Arrival time
 d Departure time
 f Arrives 9 minutes earlier
 g Calls at Whitton after Twickenham

 A From Windsor & Eton Riverside
 D From Woking
 E From Reading
 F From Kingston
 WH To London Waterloo via Hounslow
 WW From London Waterloo via Wimbledon

Kingston, Twickenham, Richmond, Hounslow and Putney to London

Sundays

Operator Days of operation/Notes		SW WH	SW E	SW A	SW WW	SW F	SW E	SW A	SW D	SW WH	SW E	SW A	SW WW	SW F	SW E	SW A	SW D
Kingston (KNG)	d	1635			1649					1735			1749				
Hampton Wick (HMW)	d	1637			1651					1737			1751				
Teddington (TED)	d	1640			1655					1740			1755				
Strawberry Hill (STW)	d	1643			1659					1743			1759				
Staines (SNS)	d		1641	1646			1711	1716	1721		1741	1746			1811	1816	1821
Ashford (Surrey) (AFS)	d			1649			1719	1719	1724			1749			1819	1819	1824
Feltham (FEL)	d		1647	1654		←	1717	1724	1729		1747	1754		←	1817	1824	1829
Whitton (WTN)	d			1658		1659g		1728				1758		1759g		1828	
Twickenham (TWI)	d	1647a	1653	1701	1703	1656f	1723	1732		1747a	1753	1801	1803	1756f	1823	1832	
St Margarets (SMG)	d	↗			1705			1734		↗			1805			1834	
Richmond (RMD)	⊖ d		1657	1706	1709		1727	1737			1757	1806	1809		1827	1837	
North Sheen (NSH)	d				1711			1739					1811			1839	
Mortlake (MTL)	d				1713			1742					1813			1842	
Hounslow (HOU)	d					1705			1735					1805			1835
Isleworth (ISL)	d					1708			1738					1808			1838
Syon Lane (SYL)	d					1710			1740					1810			1840
Brentford (BFD)	d					1712			1743					1812			1843
Kew Bridge (KWB)	d					1715			1745					1815			1845
Chiswick (CHK)	d					1717			1748					1817			1848
Barnes Bridge (BNI)	d					1720			1750					1820			1850
Barnes (BNS)	d				1716	1723		1745	1753				1816	1823		1845	1853
Putney (PUT)	d		1704	1714	1719	1726	1734	1748	1756		1804	1814	1819	1826	1834	1848	1856
Wandsworth Town (WNT)	d				1722	1729		1751	1759				1822	1829		1851	1859
Clapham Junction (CLJ)	10 d		1708	1718	1725	1732	1738	1754	1802		1808	1818	1825	1832	1838	1854	1902
Queenstown Rd.(Battersea) (QRB)	d				1728	1735		1757	1805				1828	1835		1857	1905
Vauxhall (VXH)	⊖ d		1714	1724	1732	1738	1744	1800	1809		1814	1824	1832	1838	1844	1900	1909
London Waterloo (WAT)	⊖ 15 a		1718	1728	1736	1743	1748	1805	1813		1818	1828	1836	1843	1848	1905	1913

Operator Days of operation/Notes		SW WH	SW E	SW A	SW WW	SW F	SW E	SW A	SW D	SW WH	SW E	SW A	SW WW	SW F	SW E	SW A	SW D
Kingston (KNG)	d	1835			1849					1935			1949				
Hampton Wick (HMW)	d	1837			1851					1937			1951				
Teddington (TED)	d	1840			1855					1940			1955				
Strawberry Hill (STW)	d	1843			1859					1943			1959				
Staines (SNS)	d		1841	1846			1911	1916	1921		1941	1946			2011	2016	2021
Ashford (Surrey) (AFS)	d			1849			1919	1919	1924			1949				2019	2024
Feltham (FEL)	d		1847	1854		←	1917	1924	1929		1947	1954		←	2017	2024	2029
Whitton (WTN)	d			1858		1859g		1928				1958		1959g		2028	
Twickenham (TWI)	d	1847a	1853	1901	1903	1856f	1923	1932		1947a	1953	2001	2003	1956f	2023	2032	
St Margarets (SMG)	d	→			1905			1934		→			2005			2034	
Richmond (RMD)	⊖ d		1857	1906	1909		1927	1937			1957	2006	2009		2027	2037	
North Sheen (NSH)	d				1911			1939					2011			2039	
Mortlake (MTL)	d				1913			1942					2013			2042	
Hounslow (HOU)	d					1905			1935					2005			2035
Isleworth (ISL)	d					1908			1938					2008			2038
Syon Lane (SYL)	d					1910			1940					2010			2040
Brentford (BFD)	d					1912			1943					2012			2043
Kew Bridge (KWB)	d					1915			1945					2015			2045
Chiswick (CHK)	d					1917			1948					2017			2048
Barnes Bridge (BNI)	d					1920			1950					2020			2050
Barnes (BNS)	d				1916	1923		1945	1953				2016	2023		2045	2053
Putney (PUT)	d		1904	1914	1919	1926	1934	1948	1956		2004	2014	2019	2026	2034	2048	2056
Wandsworth Town (WNT)	d				1922	1929		1951	1959				2022	2029		2051	2059
Clapham Junction (CLJ)	10 d		1908	1918	1925	1932	1938	1954	2002		2008	2018	2025	2032	2038	2054	2102
Queenstown Rd.(Battersea) (QRB)	d				1928	1935		1957	2005				2028	2035		2057	2105
Vauxhall (VXH)	⊖ d		1914	1924	1932	1938	1944	2000	2009		2014	2024	2032	2038	2044	2100	2109
London Waterloo (WAT)	⊖ 15 a		1918	1928	1936	1943	1948	2005	2013		2018	2028	2036	2043	2048	2105	2113

NOTES (see introductory pages for explanation of train operator codes and standard symbols)

- a** Arrival time
d Departure time
f Arrives 9 minutes earlier
g Calls at Whitton after Twickenham

A From Windsor & Eton Riverside
D From Woking
E From Reading
F From Kingston
WH To London Waterloo via Hounslow
WW From London Waterloo via Wimbledon

Kingston, Twickenham, Richmond, Hounslow and Putney to London

Sundays

Operator Days of operation/Notes	SW WH	SW E	SW WW	SW F	SW E	SW A	SW D	SW WH	SW E	SW WW	SW F	SW E	SW A	SW D	SW WH	SW G
Kingston (KNG)	d	2035		2049				2135		2149					2235	
Hampton Wick (HMW)	d	2037		2051				2137		2151					2237	
Teddington (TED)	d	2040		2055				2140		2155					2240	
Strawberry Hill (STW)	d	2043		2059				2143		2159					2243	
Staines (SNS)	d		2041			2111	2116	2121		2141			2211	2216	2221	2241
Ashford (Surrey) (AFS)	d					2119	2124	2129					2219	2224		
Feltham (FEL)	d		2047		←	2117	2124	2129		2147		←	2217	2224	2229	2247
Whitton (WTN)	d			2059g		2128				2159g			2228			
Twickenham (TWI)	d	2047a	2053	2103	2056f	2123	2132		2147a	2153	2203	2156f	2223	2232		2247a 2253
St Margarets (SMG)	d	←		2105		2134		←		2205			2234		←	
Richmond (RMD)	⊖ d		2057	2109		2127	2137		2157	2209			2227	2237		2257
North Sheen (NSH)	d			2111		2139				2211			2239			
Mortlake (MTL)	d			2113		2142				2213			2242			
Hounslow (HOU)	d			2105			2135				2205			2235		
Isleworth (ISL)	d			2108			2138				2208			2238		
Syon Lane (SYL)	d			2110			2140				2210			2240		
Brentford (BFD)	d			2112			2143				2212			2243		
Kew Bridge (KWB)	d			2115			2145				2215			2245		
Chiswick (CHK)	d			2117			2148				2217			2248		
Barnes Bridge (BNI)	d			2120			2150				2220			2250		
Barnes (BNS)	d			2116	2123		2145	2153			2216	2223		2245	2253	
Putney (PUT)	d		2104	2119	2126	2134	2148	2156		2204	2219	2226	2234	2248	2256	2304
Wandsworth Town (WNT)	d			2122	2129		2151	2159			2222	2229		2251	2259	
Clapham Junction (CLJ)	10 d		2108	2125	2132	2138	2154	2202		2208	2225	2232	2238	2254	2302	2308
Queenstown Rd.(Battersea) (QRB)	d			2128	2135		2157	2205			2228	2235		2257	2305	
Vauxhall (VXH)	⊖ d		2114	2132	2138	2144	2200	2209		2214	2232	2238	2244	2300	2309	2314
London Waterloo (WAT)	⊖ 15 a		2118	2136	2143	2148	2205	2213		2218	2236	2243	2249	2305	2313	2318

Operator Days of operation/Notes	SW H	SW WW	SW F	SW A	SW D	SW E
Kingston (KNG)	d	2249				
Hampton Wick (HMW)	d	2251				
Teddington (TED)	d	2255				
Strawberry Hill (STW)	d	2259				
Staines (SNS)	d	2241		2317	2321	2341
Ashford (Surrey) (AFS)	d			2320	2324	
Feltham (FEL)	d	2249	←	2325	2329	2347
Whitton (WTN)	d		2259g	2329		
Twickenham (TWI)	d	2254	2303	2256f	2332	2354
St Margarets (SMG)	d		2305		2334	
Richmond (RMD)	⊖ d	2259	2309		2338	2358
North Sheen (NSH)	d		2311		2340	
Mortlake (MTL)	d		2313		2342	
Hounslow (HOU)	d		2305		2335	
Isleworth (ISL)	d		2308		2338	
Syon Lane (SYL)	d		2310		2340	
Brentford (BFD)	d		2312		2343	
Kew Bridge (KWB)	d		2315		2345	
Chiswick (CHK)	d		2317		2348	
Barnes Bridge (BNI)	d		2320		2350	
Barnes (BNS)	d	2316	2323	2345	2353	
Putney (PUT)	d	2305	2319	2326	2348	0005
Wandsworth Town (WNT)	d		2322	2329	2351	2359
Clapham Junction (CLJ)	10 d	2310	2325	2332	2354	0002 0009
Queenstown Rd.(Battersea) (QRB)	d		2328	2335	2357	0005
Vauxhall (VXH)	⊖ d	2315	2332	2338	0001	0009 0015
London Waterloo (WAT)	⊖ 15 a	2320	2336	2343	0005	0013 0019

NOTES (see introductory pages for explanation of train operator codes and standard symbols)

- a Arrival time
 d Departure time
 f Arrives 9 minutes earlier
 g Calls at Whitton after Twickenham

 A From Windsor & Eton Riverside
 D From Woking
 E From Reading
 F From Kingston
 G Runs until 13 September. From Reading
 H Runs from 20 September. From Reading
 WH To London Waterloo via Hounslow
 WW From London Waterloo via Wimbledon